



# Transformer



\*1M000000\*

X4

X4

Catalog Number

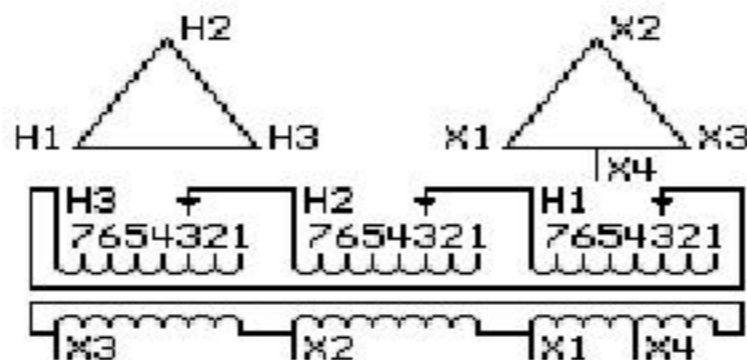
Type QL

9Q5A030ACAY00A2T00

9T83B5332

30.0 KVA 50/60 HZ 3 PH 7.5 % IMP

40 C AMB. 150 C RISE 220 C SYSTEM IS-19C



JUMPER CONNECTION	
TAP	VOLTS
1	436
2	426
3	415
4	404
5	394
6	384
7	374

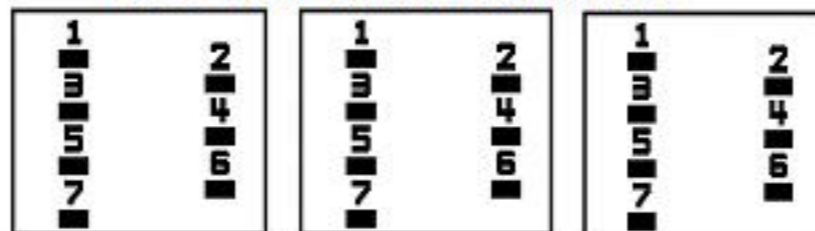
NET WGT  
334 LB  
151.5 Kg

53455  
XV372  
NOG  
071515

INSPECTION  
&  
FINAL TEST  
N529!

PRIMARY (H) 415 VOLTS (LINE-LINE)  
 SECONDARY (X) 220 VOLTS (LINE-LINE)  
 110 VOLTS (1 PH MIDTHAP)

### COIL TAP ARRANGEMENT



LISTED 769G

Assembled in Mexico

ENCLOSURE TYPE 2 (IP30). RAINPROOF TYPE 3R ENCLOSURE (IP32) WHEN PROVIDED SHIELD 9T18Y4317G05

REDUCED CAPACITY TAP RATED AT 5% OF 3 PH KVA

BEFORE HANDLING, INSTALLING AND OPERATING, SEE INSTRUCTION 475A667AAP001


Outline: 303B401AAP072

ALUMINUM CONDUCTOR PRIMARY: 10 KV BIL SECONDARY: 10 KV BIL

IN ACCORDANCE WITH NEC SECTION 450-9, ALLOW AT LEAST SIX INCHES CLEARANCE FOR VENTILATION. CHECK ADDITIONAL NEC AND LOCAL CODES.

X3 - X2 - X1 - X4  
 - H3 - H2 - H1

Note: Mid-Tap



\*2M000000\*



\*3M000000\*