



Transformer



1M000000

Catalog Number **9Q5A015AZBL01A2T00** Type **QL**

9T83B5431G03
15.0 KVA 50/60 HZ 3 PH 7.8 % IMP

40 C AMB. 150 C RISE 220 C SYSTEM IS-19C

40 C AMB. 150 C RISE 220 C SYSTEM IS-19C

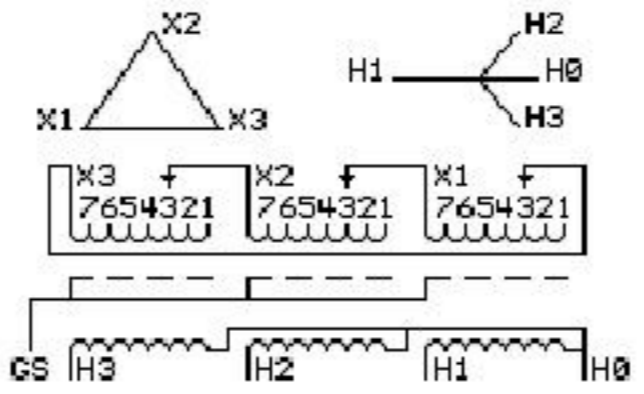
PRIMARY (X) 220 VOLTS (LINE-LINE)
SECONDARY (H) 400 VOLTS (LINE-LINE)
231 VOLTS (LINE-NEUTRAL)

ELECTROSTATIC GROUND SHIELD IN EACH PHASE

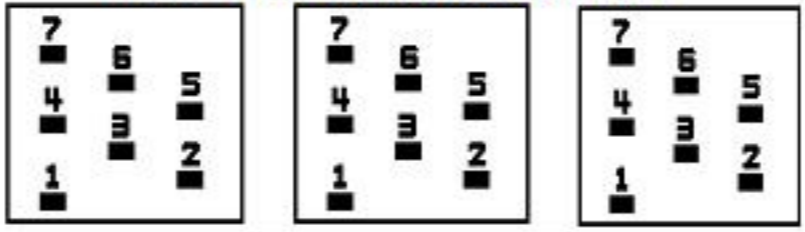
ENCLOSURE TYPE 2 (IP30). RAINPROOF TYPE 3R ENCLOSURE (IP32) WHEN PROVIDED SHIELD 9T18Y4317G11

BEFORE HANDLING, INSTALLING AND OPERATING, SEE INSTRUCTION 475A667AAP001 Outline: 303B401AAP071
ALUMINUM CONDUCTOR PRIMARY: 10 KV BIL SECONDARY: 10 KV BIL

IN ACCORDANCE WITH NEC SECTION 450-9, ALLOW AT LEAST SIX INCHES CLEARANCE FOR VENTILATION. CHECK ADDITIONAL NEC AND LOCAL CODES.



COIL TAP ARRANGEMENT



JUMPER CONNECTION TAP	VOLTS
1	231
2	225
3	220
4	214
5	210
6	204
7	199

NET WGT
240 LB
108.9 Kg

54511
XV371
NOG
071615

INSPECTION & FINAL TEST N529!



LISTED 769G

Assembled in Mexico

H3 - H2 - H1 - -
- X3 - X2 - X1


Note:

H3 - H2 - H1 -
- X3 - X2 - X1
H3 - H2 - H1 -
- X3 - X2 - X1

H0



2M000000



3M000000