



# Transformer



\*1M000000\*

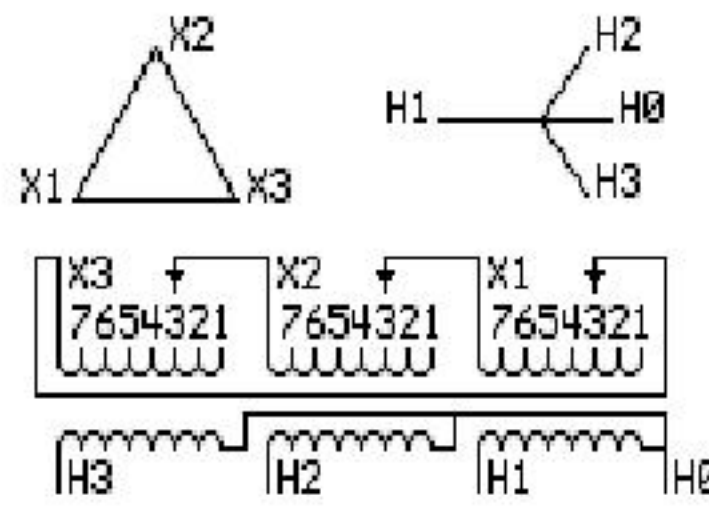
Catalog Number **9Q3A075AZBQ00A2T00** Type **QL**

**9T83B5604**

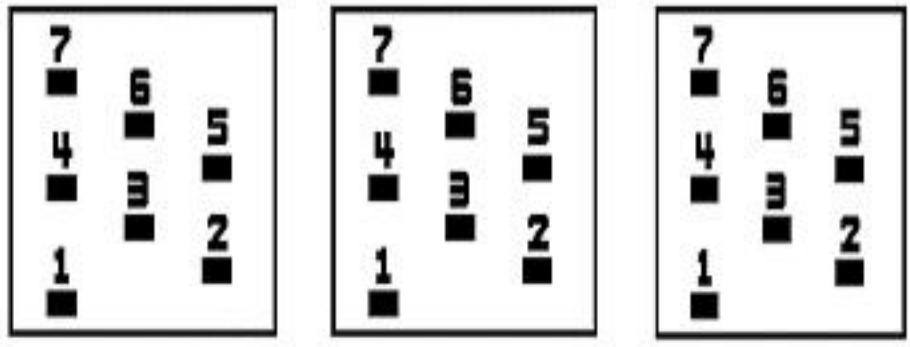
**75.0 KVA 60 HZ 3 PH 8.1 % IMP**

40 C AMB. 150 C RISE 220 C SYSTEM IS-19C

PRIMARY (X) 220 VOLTS (LINE-LINE)  
SECONDARY (H) 440 VOLTS (LINE-LINE)  
254 VOLTS (LINE-NEUTRAL)



### COIL TAP ARRANGEMENT



JUMPER CONNECTION	
TAP	VOLTS
1	230
2	226
3	220
4	216
5	209
6	202
7	198

NET WGT  
620 LB  
281.2 Kg

55766  
XU374  
NOG  
072915

INSPECTION  
&  
FINAL TEST  
N531!



ENCLOSURE TYPE 2 (IP30). RAINPROOF TYPE 3R ENCLOSURE (IP32) WHEN PROVIDED SHIELD 9T18Y4317G06

Assembled in Mexico



BEFORE HANDLING, INSTALLING AND OPERATING, SEE INSTRUCTION 475A667AAP001 Outline: 303B401AAP074  
ALUMINUM CONDUCTOR PRIMARY: 10 KV BIL SECONDARY: 10 KV BIL

H3 - H2 - H1 - -  
- X3 - X2 - X1

IN ACCORDANCE WITH NEC SECTION 450-9, ALLOW AT LEAST SIX INCHES CLEARANCE FOR VENTILATION. CHECK ADDITIONAL NEC AND LOCAL CODES.

Note: H0 Terminal at the bottom

H3 - H2 - H1 -  
- X3 - X2 - X1



H0