



Transformer



1M000000

X4

X4

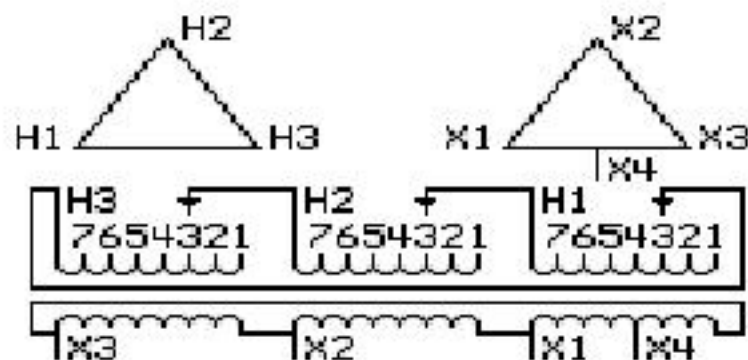
Catalog Number

Type QL

9T83B6421

15.0 KVA 60 HZ 3 PH 4.4 % IMP

40 C AMB. 150 C RISE 220 C SYSTEM IS-19C



JUMPER CONNECTION	
TAP	VOLTS
1	291
2	283
3	277
4	270
5	264
6	257
7	251

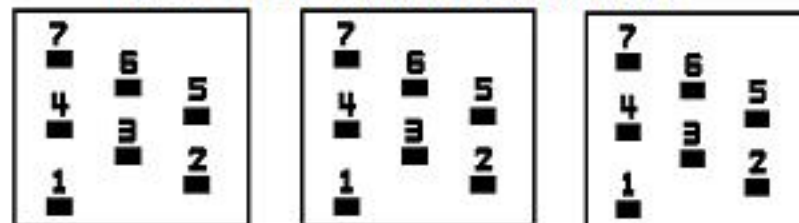
NET WGT
240 LB
108.9 Kg

55998
XV371
NOG
090815

INSPECTION
&
FINAL TEST
N537!

PRIMARY (H) 277 VOLTS (LINE-LINE)
 SECONDARY (X) 240 VOLTS (LINE-LINE)
 120 VOLTS (1 PH MIDTAP)

COIL TAP ARRANGEMENT



LISTED 769G

Assembled in Mexico

ENCLOSURE TYPE 2 (IP30). RAINPROOF TYPE 3R ENCLOSURE (IP32) WHEN PROVIDED SHIELD 9T18Y4317G11

REDUCED CAPACITY TAP RATED AT 5% OF 3 PH KVA

BEFORE HANDLING, INSTALLING AND OPERATING, SEE INSTRUCTION 475A667AAP001

Outline: 303B401AAP071

ALUMINUM CONDUCTOR PRIMARY: 10 KV BIL SECONDARY: 10 KV BIL

IN ACCORDANCE WITH NEC SECTION 450-9, ALLOW AT LEAST SIX INCHES CLEARANCE FOR VENTILATION. CHECK ADDITIONAL NEC AND LOCAL CODES.

X3 - X2 - X1 - X4
 - H3 - H2 - H1


Note: Mid-Tap

X3 - X2 - H3 - H2 - H1

X3 - X2 - H3 - H2 - H1



2M000000



3M000000