



# Transformer



Catalog Number **9Q1C025AFAS00B2T30** Type QL

**9T83C2511G20**

**25.0 KVA 60 HZ 1 PH 4.8 % IMP**

**40 C AMB. 115 C RISE 220 C SYSTEM IS-19C**

**NOG**

PRIMARY		SECONDARY	
VOLTS	CONNECT	VOLTS	CONNECT
186	14-X1,13-X2	120	H1-H3,H2-H4
192	12-X1,11-X2	240	H2-H3
198	10-X1,9-X2		
204	8-X1,7-X2		
208	6-X1,5-X2		
213	4-X1,3-X2		
219	2-X1,1-X2		

NET WGT  
350 LB

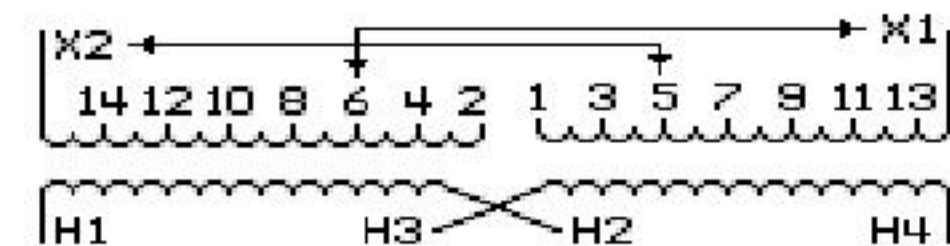
158.8 Kg

50115

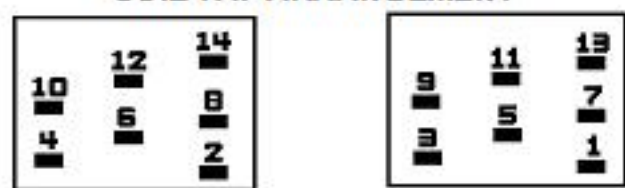
070115

INSPECTION  
&  
FINAL TEST

N5271



COIL TAP ARRANGEMENT



LISTED 769G

ENCLOSURE TYPE 2 (IP30). RAINPROOF TYPE 3R. ENCLOSURE (IP32) WHEN PROVIDED SHIELD. 9T18Y4317G05

Outline: 303B406AAP071 Assembled in Mexico


BEFORE HANDLING, INSTALLING AND OPERATING, SEE INSTRUCTION 475A667AAP001  
COPPER CONDUCTOR PRIMARY: 10 KV BIL SECONDARY: 10 KV BIL

H3 - H4 - H2 - H1

- X2 - X1 - -

Note: Standard

H1 -  
H2 -  
H3 -  
H4 -  
X1 -  
X2 -



H1 -  
H2 -  
H3 -  
H4 -  
X1 -  
X2 -

