



Transformer



Catalog Number **9Q1C025AUAB01A2T00** Type QL

9T83C2811G03

25.0 KVA 60 HZ 1 PH 5.1 % IMP

40 C AMB. 150 C RISE 220 C SYSTEM IS-19C

NOG

PRIMARY				SECONDARY	
UOLTS	CONNECT	UOLTS	CONNECT	UOLTS	CONNECT
108	8-X1,7-X2	217	8-7	120	H1-H3,H2-H4
114	6-X1,5-X2	222	7-6	240	H2-H3
120	4-X1,3-X2	228	6-5		
126	2-X1,1-X2	234	5-4		
		240	4-3		
		246	3-2		

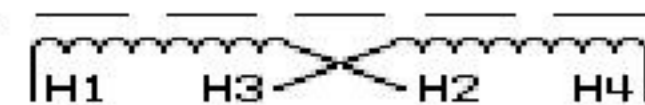
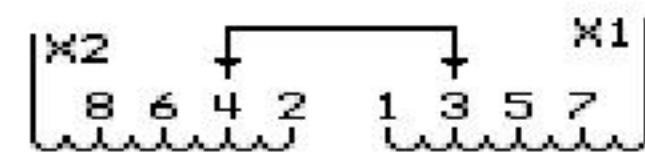
NET WGT
350 LB
158.8 Kg

50127

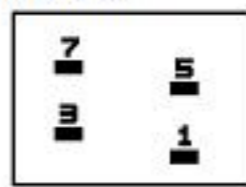
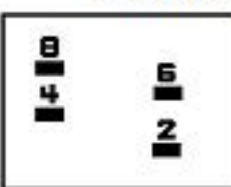
070115

INSPECTION
&
FINAL TEST

N5271



COIL TAP ARRANGEMENT



LISTED 769G

ELECTROSTATIC GROUND SHIELD IN EACH PHASE

ENCLOSURE TYPE 2 (IP30). RAINPROOF TYPE 3R ENCLOSURE (IP32) WHEN PROVIDED SHIELD 9T18Y4317G05

Outline: 303B406AAP071 Assembled in Mexico


BEFORE HANDLING, INSTALLING AND OPERATING, SEE INSTRUCTION 475A667AAP001
COPPER CONDUCTOR PRIMARY: 10 KV BIL SECONDARY: 10 KV BIL

H3 - H4 - H2 - H1

- X2 - X1 - -

Note: Standard

H1 -
H2 -
H3 -
H4 -
X1 -
X2 -



H1 -
H2 -
H3 -
H4 -
X1 -
X2 -

