



Transformer



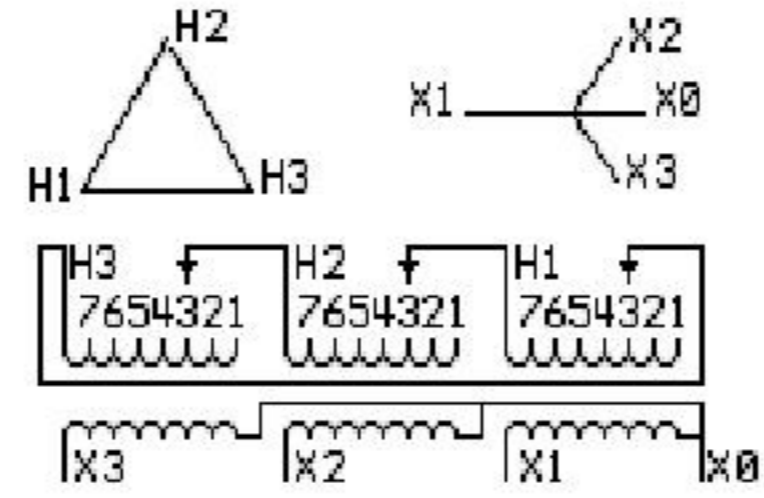
1M0000000

Catalog Number **9Q5C112AABL00A2T00** Type QL
9T83C7355

112.5 KVA 50/60 HZ 3 PH 5.3 % IMP

40 C AMB. 150 C RISE 220 C SYSTEM IS-19C

PRIMARY (H) 480 VOLTS (LINE-LINE)
SECONDARY (X) 400 VOLTS (LINE-LINE)
231 VOLTS (LINE-NEUTRAL)



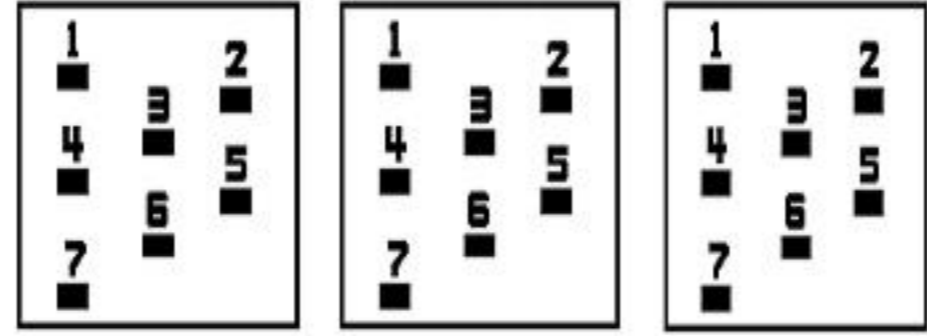
JUMPER CONNECTION	
TAP	VOLTS
1	505
2	492
3	480
4	466
5	458
6	445
7	432

NET WGT
950 LB
430.9 Kg

58086
XU375
NOG
102815

INSPECTION
&
FINAL TEST
N544!

COIL TAP ARRANGEMENT



LISTED 769G

ENCLOSURE TYPE 2 (IP30). RAINPROOF TYPE 3R ENCLOSURE (IP32) WHEN PROVIDED SHIELD 9T18Y4317G06

Assembled in Mexico


BEFORE HANDLING, INSTALLING AND OPERATING, SEE INSTRUCTION 475A667AAP001 Outline: 303B401AAP075
COPPER CONDUCTOR PRIMARY: 10 KV BIL SECONDARY: 10 KV BIL

X3 - X2 - X1 - -
- H3 - H2 - H1


IN ACCORDANCE WITH NEC SECTION 450-9, ALLOW AT LEAST SIX INCHES CLEARANCE FOR VENTILATION. CHECK ADDITIONAL NEC AND LOCAL CODES.

Note: X0 Terminal at the bottom

X1 - - H1
X2 - - H2
X3 - - H3
X1 - - H1
X2 - - H2
X3 - - H3



2M0000000



3M0000000

X0