



Transformer



1M0000000

X4

X4

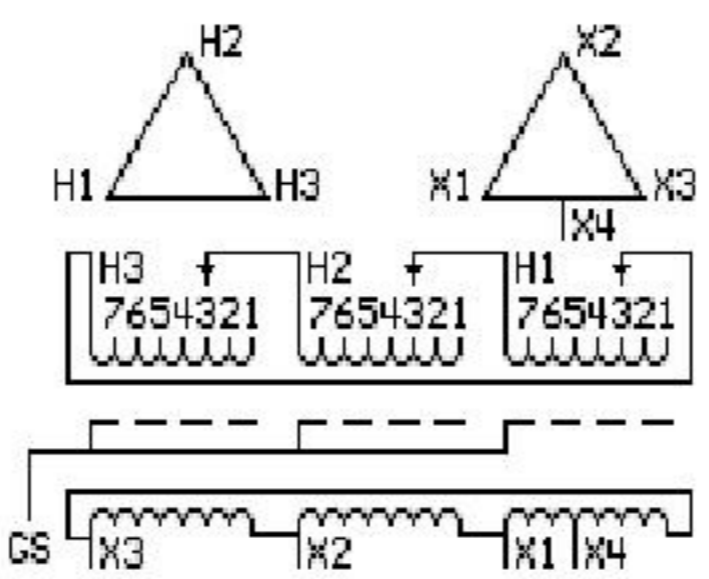
Catalog Number Type QL

9Q3C075AEAC01A2T00

9T83C7654G03

75.0 KVA 60 HZ 3 PH 6.9 % IMP

40 C AMB. 150 C RISE 220 C SYSTEM IS-19C



JUMPER CONNECTION	
TAP	VOLTS
1	251
2	247
3	240
4	233
5	229
6	222
7	215

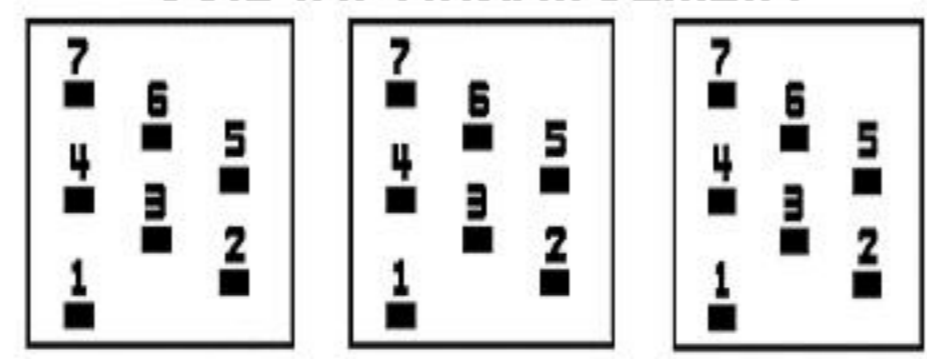
NET WGT
710 LB
322.1 Kg

57935
XV374
NOG
101215

INSPECTION
&
FINAL TEST
N542!

PRIMARY (H) 240 VOLTS (LINE-LINE)
SECONDARY (X) 240 VOLTS (LINE-LINE)
120 VOLTS (1 PH MIDTAP)

COIL TAP ARRANGEMENT



ELECTROSTATIC GROUND SHIELD IN EACH PHASE

ENCLOSURE TYPE 2 (IP30). RAINPROOF TYPE 3R ENCLOSURE (IP32) WHEN PROVIDED SHIELD 9T18Y4317G06

REDUCED CAPACITY TAP RATED AT 5% OF 3 PH KVA

BEFORE HANDLING, INSTALLING AND OPERATING, SEE INSTRUCTION 475A667AAP001

Outline: 303B401AAP074

COPPER CONDUCTOR PRIMARY: 10 KV BIL SECONDARY: 10 KV BIL

IN ACCORDANCE WITH NEC SECTION 450-9, ALLOW AT LEAST SIX INCHES

CLEARANCE FOR VENTILATION. CHECK ADDITIONAL NEC AND LOCAL CODES.

Assembled in Mexico

X3 - X2 - X1 - X4

- H3 - H2 - H1

Note: Mid-Tap

X1 - X2 - X3 - H3 - H2 - H1


X3



2M0000000

X1 - X2 - X3 - H3 - H2 - H1

X3



3M0000000