



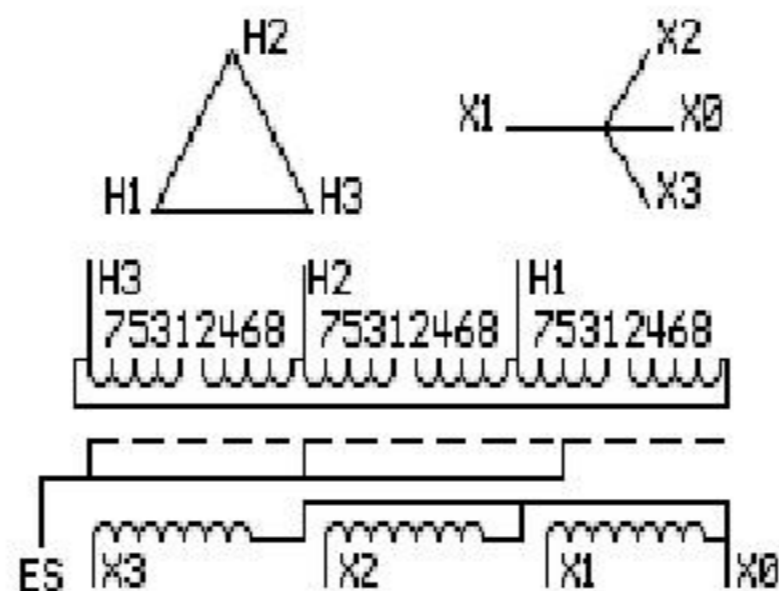
# Transformer

Catalog Number

**9T83C9357G03**

**225.0 KVA 60 HZ 3 PH 6.2 % IMP**

40 C AMB. 150 C RISE 220 C SYSTEM IS-19C Type: Q1



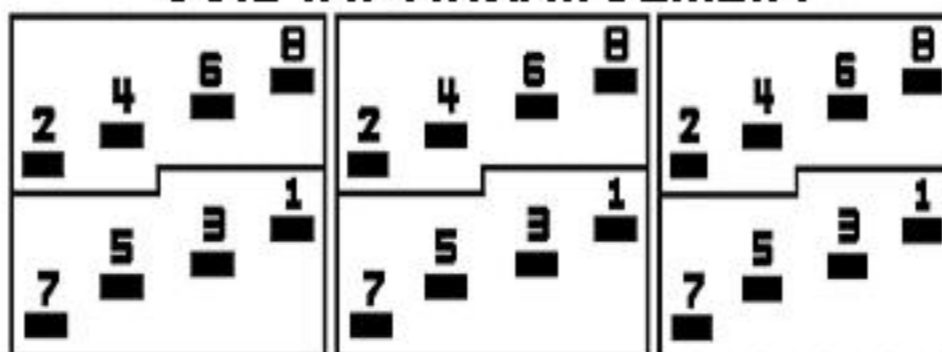
JUMPER CONNECTION

TAP	VOLTS
1-2	480
2-3	474
3-4	460
4-5	449
5-6	436
6-7	423
7-8	417

PRIMARY (H) 460 VOLTS (LINE-LINE)  
 SECONDARY (X) 208 VOLTS (LINE-LINE)  
 120 VOLTS (LINE-NEUTRAL)


ELECTROSTATIC GROUND SHIELD IN EACH PHASE

### COIL TAP ARRANGEMENT



NET WGT 1700 LB 771.1 Kg

101615 N542! XN377  
 57996 NOG



ENCLOSURE TYPE 2 (IP30). RAINPROOF TYPE 3R ENCLOSURE (IP32) WHEN PROVIDED SHIELD 9T18Y4322G88

BEFORE HANDLING, INSTALLING AND OPERATING, SEE INSTRUCTION 475A667AAP001

COPPER CONDUCTOR PRIMARY: 10 KV BIL SECONDARY: 10 KV BIL

IN ACCORDANCE WITH NEC SECTION 450-9, ALLOW AT LEAST SIX INCHES

CLEARANCE FOR VENTILATION. CHECK ADDITIONAL NEC AND LOCAL CODES.



Outline: 303B919AAP077

Assembled in Mexico

INSPECTION & FINAL TEST

N542!