



Transformer



1M000000

Catalog Number

Type QL

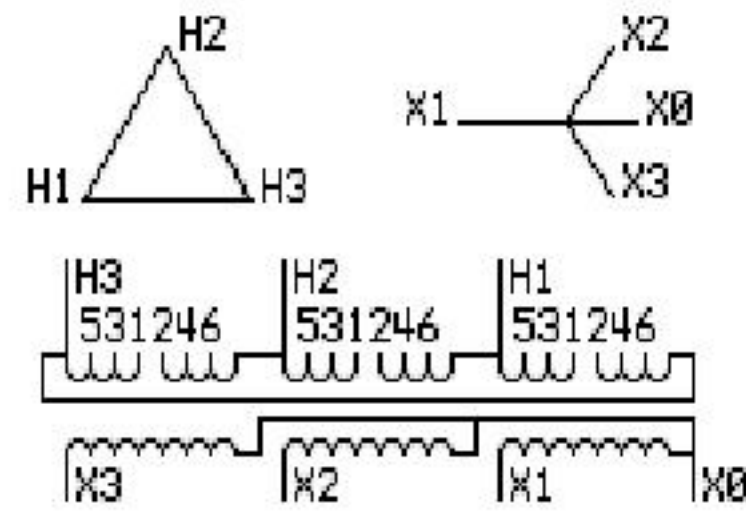
9T83K4005G47

51.0 KVA 60 HZ 3 PH 5.2 % IMP

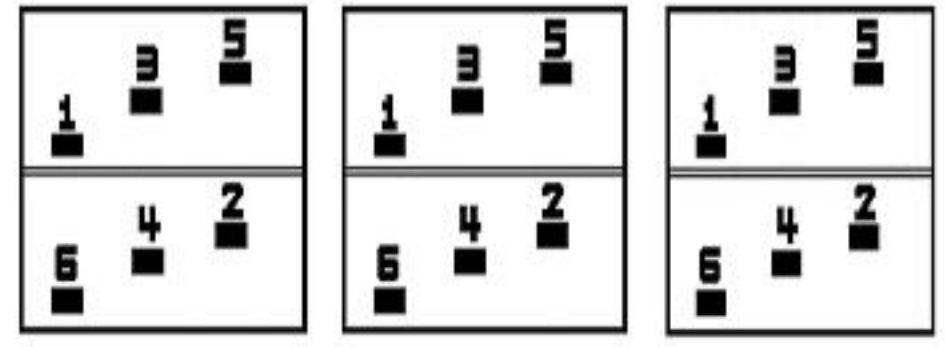
40 C AMB. 150 C RISE 220 C SYSTEM IS-19C

Note: Design is based on 75.00KVA & 150C Rise 7.7% Imp.

PRIMARY (H) 575 VOLTS (LINE-LINE)
SECONDARY (X) 270 VOLTS (LINE-LINE)
156 VOLTS (LINE-NEUTRAL)



COIL TAP ARRANGEMENT



JUMPER CONNECTION	
TAP	VOLTS
1-2	503
3-4	575
5-6	546

NET WGT
620 LB
281.2 Kg

55804
XU374
NOG
072915

INSPECTION
&
FINAL TEST
N531!



ENCLOSURE TYPE 2 (IP30). RAINPROOF TYPE 3R ENCLOSURE (IP32) WHEN PROVIDED SHIELD 9T18Y4317G06

Assembled in Mexico



BEFORE HANDLING, INSTALLING AND OPERATING, SEE INSTRUCTION 475A667AAP001 Outline: 303B401CAP074
ALUMINUM CONDUCTOR PRIMARY: 10 KV BIL SECONDARY: 10 KV BIL

X3 - X2 - X1 - -
- H3 - H2 - H1

IN ACCORDANCE WITH NEC SECTION 450-9, ALLOW AT LEAST SIX INCHES CLEARANCE FOR VENTILATION. CHECK ADDITIONAL NEC AND LOCAL CODES.

Note: X0 Terminal at the bottom

X1 - - H1
X2 - - H2
X3 - - H3
X1 - - H1
X2 - - H2
X3 - - H3



X0