



Transformer



1M000000

Catalog Number

Type QL

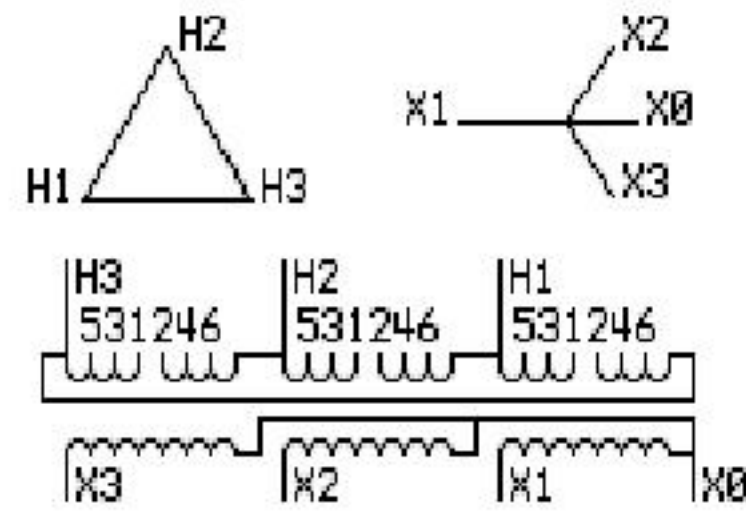
9T83K4005G72

51.0 KVA 60 HZ 3 PH 4.3 % IMP

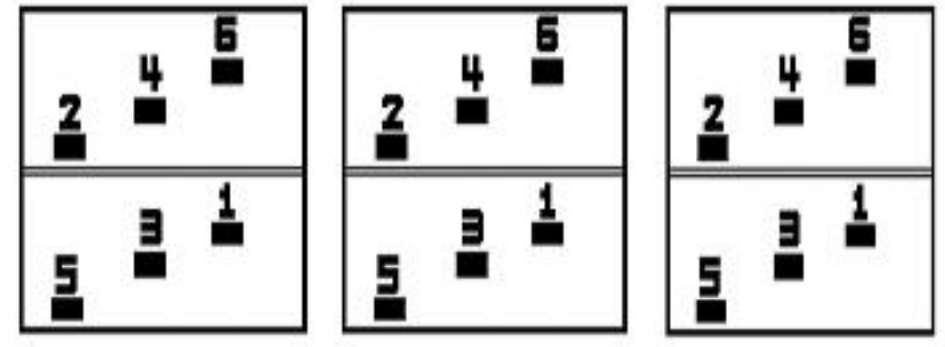
40 C AMB. 150 C RISE 220 C SYSTEM IS-19C

Note: Design is based on 63.00KVA & 150C Rise 5.3% Imp.

PRIMARY (H) 460 VOLTS (LINE-LINE)
SECONDARY (X) 208 VOLTS (LINE-LINE)
120 VOLTS (LINE-NEUTRAL)



COIL TAP ARRANGEMENT



JUMPER CONNECTION

TAP	VOLTS
1-2	434
3-4	460
5-6	437

NET WGT
620 LB
281.2 Kg

55797
XU374
NOG
072915

INSPECTION
&
FINAL TEST
N531!



ENCLOSURE TYPE 2 (IP30). RAINPROOF TYPE 3R ENCLOSURE (IP32) WHEN PROVIDED SHIELD 9T18Y4317G06

Assembled in Mexico



BEFORE HANDLING, INSTALLING AND OPERATING, SEE INSTRUCTION 475A667AAP001 Outline: 303B401CAP074
ALUMINUM CONDUCTOR PRIMARY: 10 KV BIL SECONDARY: 10 KV BIL

X3 - X2 - X1 - -
- H3 - H2 - H1

IN ACCORDANCE WITH NEC SECTION 450-9, ALLOW AT LEAST SIX INCHES CLEARANCE FOR VENTILATION. CHECK ADDITIONAL NEC AND LOCAL CODES.

Note: X0 Terminal at the bottom

X1 - - H1
X2 - - H2
X3 - - H3
X1 - - H1
X2 - - H2
X3 - - H3



X0