



# Transformer



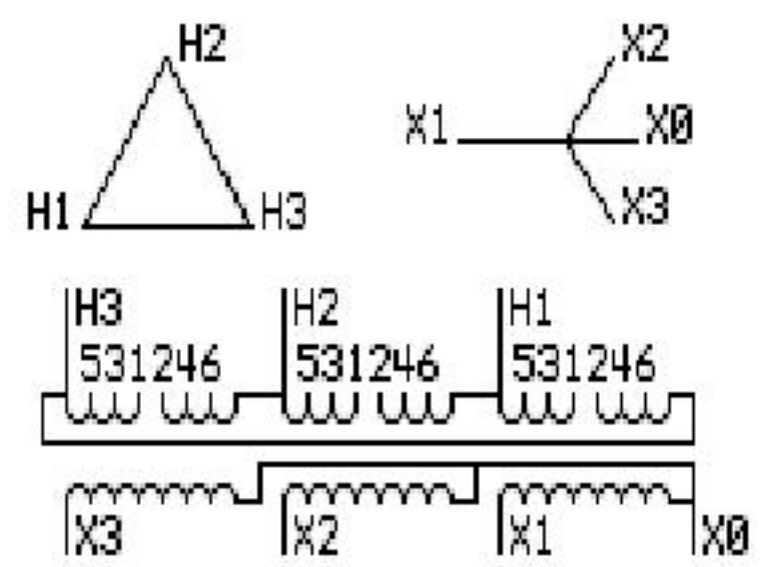
\*1M000000\*

No. Catalogue **9T83K4005G72** Type **QL**

**51.0 KVA 60 HZ 3 PH 4.3 % IMP**

40 C AMB. Élev. Temp 150 Class d'isol. 220 C IS-19C

PRIMARY (H) 460 VOLTS (LINE-LINE)  
SECONDARY (X) 208 VOLTS (LINE-LINE)  
120 VOLTS (LINE-NEUTRAL)



JUMPER CONNECTION TAP VOLTS

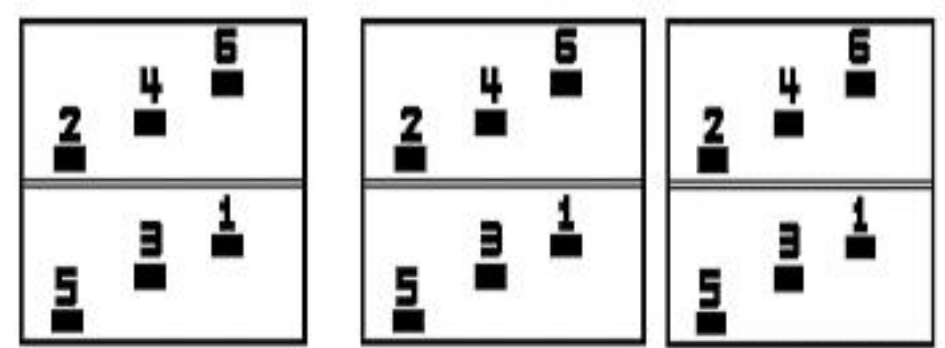
1-2	484
3-4	460
5-6	437

POIDS NET  
620 LB  
281.2 Kg

55797  
XU374  
NOG  
072915

INSPECTION &  
ESSAIS  
FINAUX  
N531!

### COIL TAP ARRANGEMENT



BOÎTIER TYPE 2(IP30) À L'ÉPREUVE DES ÉGOUTTEMENTS. BOÎTIER TYPE 3R (IP32). À L'ÉPREUVE  
DES INTEMPÉRIES LORSQUE FOURNI AVEC ÉCRAN  
VOIR INSTRUCTION 475A667AAP001 AVANT LA MANIPULATION, L'INSTALLATION OU L'OPÉRATION  
ALUMINUM CONDUCTOR PRIMARY: 10 KV BIL SECONDARY: 10 KV BIL

9T18Y4317G06


Outline: 303B401CAP074

Assembled in Mexico


X3 - X2 - X1 - -  
- H3 - H2 - H1

Note: X0 Terminal at the bottom

X1 - - H1  
X2 - - H2  
X3 - - H3  
X1 - - H1  
X2 - - H2  
X3 - - H3



\*2M000000\*



\*3M000000\*