

# GE Transformer

NEMA CLASS AA DRY TYPE TRANSFORMER



\*1M000000\*

X1

**Catalog Number** Type QL


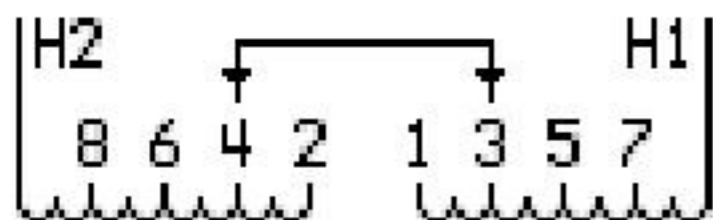
9Q1C025AXAS00B5T00

9T83S2571G15

25.0 KVA 60 HZ 1 PH 5.7 % IMP

40 C AMB. 115 C RISE 220 C SYSTEM IS-19C

NOG

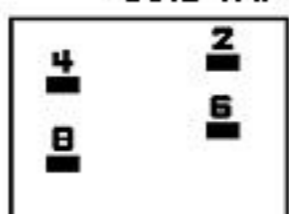


PRIMARY LINES ON H1-H2				SECONDARY LINES ON X1-X4			
VOLTS	CONNECT	VOLTS	CONNECT	VOLTS	CONNECT		
217	8-H1, 7-H2	433	8-7	120	X1-X3, X2-X4		
228	6-H1, 5-H2	445	7-6	240	X2-X3		
240	4-H1, 3-H2	457	6-5				
252	2-H1, 1-H2	468	5-4				
		480	4-3				
		492	3-2				
		503	2-1				

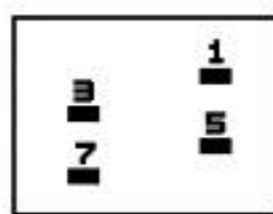
NET WGT  
350 LB  
158.8 Kg  
YF171  
59116  
012716

INSPECTION  
&  
FINAL TEST  
N605!

COIL TAP



MENT



X2 - X4 - H1 - H2 - X3

X2 - X4 - H1 - H2 - X3

ENCLOSURE TYPE 2 (IP20). RAINPROOF TYPE 3R ENCLOSURE (IP22) WHEN PROVIDED SHIELD 9T18S4317G05

Outline: 303B406SAP071 Assembled in Mexico

BEFORE HANDLING, INSTALLING AND OPERATING, SEE INSTRUCTION 475A667AAP001  
COPPER CONDUCTOR PRIMARY: 10 KV BIL SECONDARY: 10 KV BIL

X3 - X4 - X2 - X1  
- H2 - H1 - -

IN ACCORDANCE WITH NEC SECTION 450-9, ALLOW AT LEAST SIX INCHES CLEARANCE FOR VENTILATION. CHECK ADDITIONAL NEC AND LOCAL CODES.

Note: Standard

