



X1 -
X2 -
X3 -
X4 -
H1 -
H2 -
X1 -
X2 -
X3 -
X4 -
H1 -
H2 -


Catalog Number TYPE QL

9T83W2570G15

15.0 KVA 60 HZ 1 PH 3.3 % IMP

40 C AMB. 115 C RISE 220 C SYSTEM IS-19C

NOG

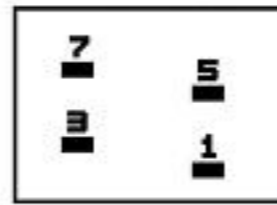
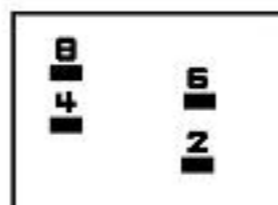


PRIMARY				SECONDARY	
LINES ON H1-H2				LINES ON X1-X4	
UOLTS	CONNECT	UOLTS	CONNECT	UOLTS	CONNECT
215	8-H1,7-H2	431	8-7	120	X1-X3,X2-X4
229	6-H1,5-H2	445	7-6	240	X2-X3
240	4-H1,3-H2	458	6-5		
251	2-H1,1-H2	469	5-4		
		480	4-3		
		491	3-2		
		502	2-1		

NET WGT
350 LB
158.8 Kg
9T40G0007
59140
012716

INSPECTION
&
FINAL TEST
N6051

COIL TAP ARRANGEMENT



ENCLOSURE TYPE 2 (IP20). RAINPROOF TYPE 3R ENCLOSURE (IP22) WHEN PROVIDED SHIELD 9T18W4317G05

Outline: 303B406MWP071 Assembled in Mexico

BEFORE HANDLING, INSTALLING AND OPERATING, SEE INSTRUCTION 475A667AAP001
COPPER CONDUCTOR PRIMARY: 10 KV BIL SECONDARY: 10 KV BIL

X3 - X4 - X2 - X1
- H2 - H1 - -

IN ACCORDANCE WITH NEC SECTION 450-9, ALLOW AT LEAST SIX INCHES CLEARANCE FOR VENTILATION. CHECK ADDITIONAL NEC AND LOCAL CODES.

Note: Standard

