



Transformer



1M0000000


Catalog Number TYPE QL

9T83W2670G15

15.0 KVA 60 HZ 1 PH 3 % IMP

40 C AMB. 115 C RISE 220 C SYSTEM IS-19C

NOG

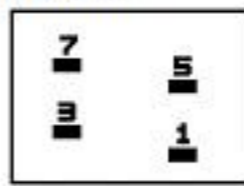
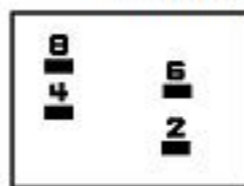


PRIMARY				SECONDARY	
UOLTS	LINES ON CONNECT	H1-H2	UOLTS	CONNECT	LINES ON X1-X4
216	8-H1,7-H2	432	8-7	120	X1-X3,X2-X4
228	6-H1,5-H2	444	7-6	240	X2-X3
240	4-H1,3-H2	456	6-5		
252	2-H1,1-H2	468	5-4		
		480	4-3		
		492	3-2		

NET WGT
320 LB
145.2 Kg
9T40G0007
50069
070115

INSPECTION & FINAL TEST
N5271

COIL TAP ARRANGEMENT



LISTED 769G

ENCLOSURE TYPE 2 (IP30). RAINPROOF TYPE 3R ENCLOSURE (IP32) WHEN PROVIDED SHIELD 9T18W4317G05

Outline: 303B406MWP071 Assembled in Mexico

BEFORE HANDLING, INSTALLING AND OPERATING, SEE INSTRUCTION 475A667AAP001
ALUMINUM CONDUCTOR PRIMARY: 10 KV BIL SECONDARY: 10 KV BIL

X3 - X4 - X2 - X1
- H2 - H1 - -

IN ACCORDANCE WITH NEC SECTION 450-9, ALLOW AT LEAST SIX INCHES CLEARANCE FOR VENTILATION. CHECK ADDITIONAL NEC AND LOCAL CODES.

Note: Standard

X1 -
X2 -
X3 -
X4 -
H1 -
H2 -

X1 -
X2 -
X3 -
X4 -
H1 -
H2 -

