



# Transformer



\*1M0000000\*


Catalog Number TYPE QL

**9T83W2671G62**

**25.0 KVA 60 HZ 1 PH 5.1 % IMP**

40 C AMB. 150 C RISE 220 C SYSTEM IS-19C

NOG

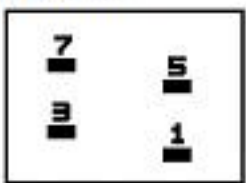
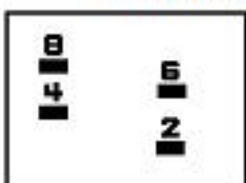


PRIMARY				SECONDARY			
LINES ON H1-H2		LINES ON X1-X4		LINES ON X1-X4		LINES ON X1-X4	
VOLTS	CONNECT	VOLTS	CONNECT	VOLTS	CONNECT	VOLTS	CONNECT
216	8-H1,7-H2	432	8-7	120	X1-X3,X2-X4		
228	6-H1,5-H2	444	7-6	240	X2-X3		
240	4-H1,3-H2	456	6-5				
252	2-H1,1-H2	468	5-4				
		480	4-3				
		492	3-2				

NET WGT  
320 LB  
145.2 Kg  
9T40G0007  
50069  
070115

INSPECTION & FINAL TEST  
N5271

### COIL TAP ARRANGEMENT



LISTED 769G

ENCLOSURE TYPE 2 (IP30). RAINPROOF TYPE 3R ENCLOSURE (IP32) WHEN PROVIDED SHIELD 9T18W4317G05

Outline: 303B406MWP071 Assembled in Mexico

BEFORE HANDLING, INSTALLING AND OPERATING, SEE INSTRUCTION 475A667AAP001  
ALUMINUM CONDUCTOR PRIMARY: 10 KV BIL SECONDARY: 10 KV BIL

X3 - X4 - X2 - X1  
- H2 - H1 - -

IN ACCORDANCE WITH NEC SECTION 450-9, ALLOW AT LEAST SIX INCHES CLEARANCE FOR VENTILATION. CHECK ADDITIONAL NEC AND LOCAL CODES.

Note: Standard

X1 -  
X2 -  
X3 -  
X4 -  
H1 -  
H2 -

X1 -  
X2 -  
X3 -  
X4 -  
H1 -  
H2 -



\*2M0000000\*



\*3M0000000\*