



Transformer



1M000000

X4

X4

Catalog Number

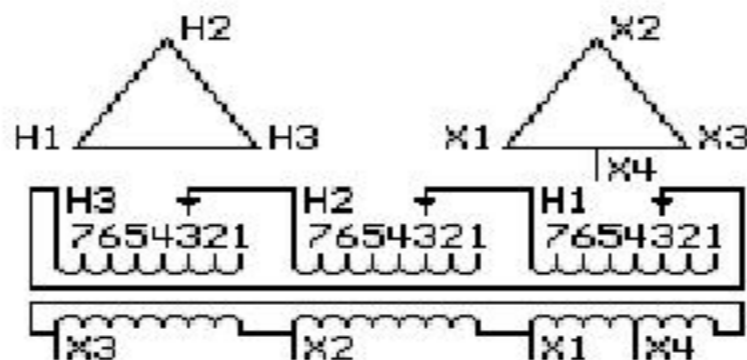
TYPE QL

9T83W3845G15

112.5 KVA 60 HZ 3 PH 5.5 % IMP

40 C AMB. 115 C RISE 220 C SYSTEM IS-19C

Note: Design is based on 112.5KVA & 150C Rise 6.1% Imp.



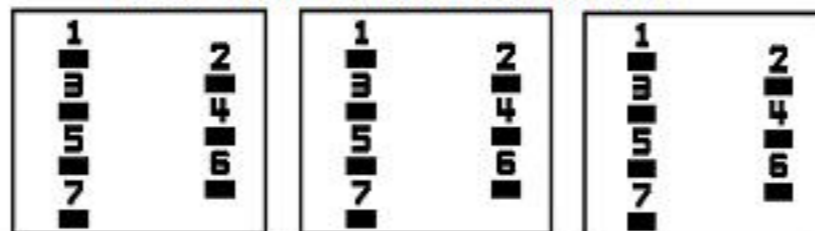
JUMPER CONNECTION TAP	VOLTS
1	504
2	490
3	480
4	466
5	456
6	442
7	432

NET WGT
765 LB
347.0 Kg
9T40G00C7
55060
XV375
NOG
072115

INSPECTION & FINAL TEST N530!

PRIMARY (H) 480 VOLTS (LINE-LINE)
SECONDARY (X) 240 VOLTS (LINE-LINE)
120 VOLTS (1 PH MDTAP)

COIL TAP ARRANGEMENT



ENCLOSURE TYPE 2 (IP30). RAINPROOF TYPE 3R ENCLOSURE (IP32) WHEN PROVIDED SHIELD 9T18W4317G06

REDUCED CAPACITY TAP RATED AT 5% OF 3 PH KVA

BEFORE HANDLING, INSTALLING AND OPERATING, SEE INSTRUCTION 475A667AAP001

Outline: 303B401MWP075

ALUMINUM CONDUCTOR

PRIMARY: 10 KV BIL

SECONDARY: 10 KV BIL

IN ACCORDANCE WITH NEC SECTION 450-9, ALLOW AT LEAST SIX INCHES CLEARANCE FOR VENTILATION. CHECK ADDITIONAL NEC AND LOCAL CODES.


Assembled in Mexico

X3 - X2 - X1 - X4
- H3 - H2 - H1

Note: Mid-Tap



2M000000



3M000000