



Transformer



1M000000

Catalog Number

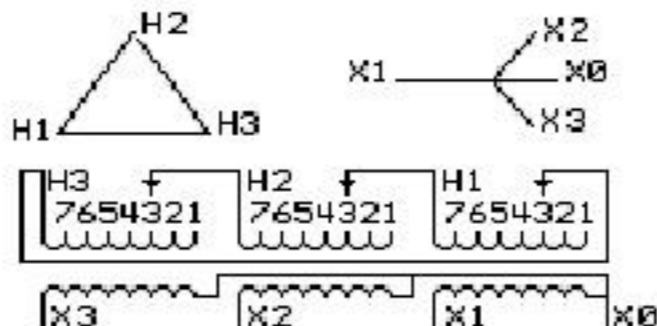
TYPE QL

9T83W3874G90

75.0 KVA 60 HZ 3 PH 3.7 % IMP

40 C AMB. 80 C RISE 220 C SYSTEM IS-19C

Note: Design is based on 112.5KVA & 150C Rise 5.9% Imp.



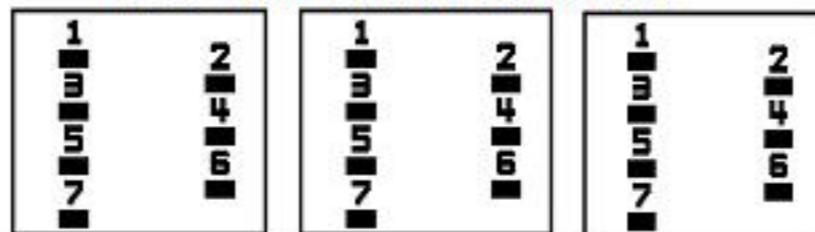
JUMPER CONNECTION	
TAP	VOLTS
1	504
2	490
3	480
4	466
5	456
6	442
7	432

NET WGT
765 LB
347.0 Kg
9T40G00C7
55093
XV375
NOG
072115

INSPECTION
&
FINAL TEST
N530!

PRIMARY (H) 480 VOLTS (LINE-LINE)
SECONDARY (X) 208 VOLTS (LINE-LINE)
 120 VOLTS (LINE-NEUTRAL)

COIL TAP ARRANGEMENT



ENCLOSURE TYPE 2 (IP30). RAINPROOF TYPE 3R ENCLOSURE (IP32) WHEN PROVIDED SHIELD 9T18W4317G06

Assembled in Mexico

BEFORE HANDLING, INSTALLING AND OPERATING, SEE INSTRUCTION 475A667AAP001
ALUMINUM CONDUCTOR PRIMARY: 10 KV BIL SECONDARY: 10 KV BIL

Outline: 303B401MWP075

IN ACCORDANCE WITH NEC SECTION 450-9, ALLOW AT LEAST SIX INCHES CLEARANCE FOR VENTILATION. CHECK ADDITIONAL NEC AND LOCAL CODES.


X3 - X2 - X1 - -
- H3 - H2 - H1

Note: X0 Terminal at the bottom

X3 - X2 - X1 -
- H3 - H2 - H1
X3 - X2 - X1 -
- H3 - H2 - H1
X0



2M000000



3M000000