

- NOTES:**
- APPROXIMATE WEIGHT: 1032 LBS
  - 1. NEMA 1 ENCLOSED BATTERY CABINET.
  - 2. FACTORY ASSEMBLED CABINETS ARE LISTED TO UL 1778.
  - 3. WELDED STEEL CONSTRUCTION.
  - 4. FINISH IS BLACK DURABLE CHIP AND CORROSION RESISTANT POWDER COAT.
  - 5. A MINIMUM REAR CLEARANCE OF 2" IS RECOMMENDED FOR OPTIMAL COOLING OF THE EQUIPMENT.
  - 6. BATTERY TRAYS CAN BE ACCESSED FROM THE FRONT OF THE CABINET.
  - 7. CABINET IS SUPPLIED ON SKID WITH HEAVY DUTY RAMP FOR EASY UNLOADING. CABINET IS TO BE MOVED USING THE CABINET CASTERS.
  - 8. THE BC16S BATTERY CABINET (OPTIONAL CONFIGURATION) HAS BEEN CERTIFIED TO MEET THE 2015 EDITION OF THE INTERNATIONAL BUILDING CODE (IBC) AND THE 2016 EDITION OF THE CALIFORNIA BUILDING CODE (CBC) TO MEET DESIGN CATEGORY F, SS = 2.0 AND IMPORTANCE FACTOR 1.5.

**BC16 BATTERY CABINET  
FOR USE W/ GE LP33 II SERIES 15 - 50 KVA UPS**

**MECHANICAL DRAWING**

THE INFORMATION CONTAINED IN THIS DRAWING IS THE SOLE PROPERTY OF C&C POWER, INC. ANY REPRODUCTION WITHOUT THE WRITTEN CONSENT OF C&C POWER, INC IS PROHIBITED.

DIMENSIONS ARE IN INCHES		INITIALS	DATE
TOLERANCES:			
DECIMALS:	ANGLES:	DRAWN	JRL
.XX ±.13	±1°	CHECKED	CH
.XXX ±.082			03/15/2017

SCALE: SIZE: A REV: 3

SHEET 1 OF 2

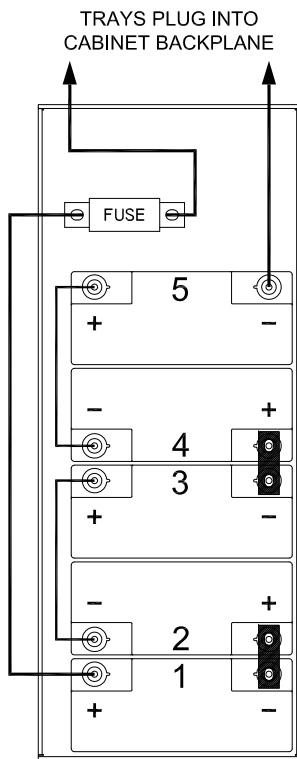
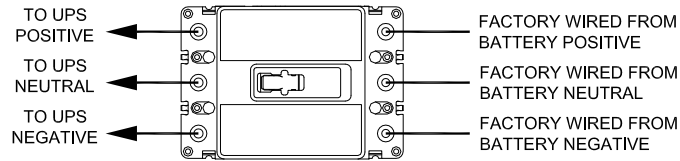


Manufactured by C&C Power for GE

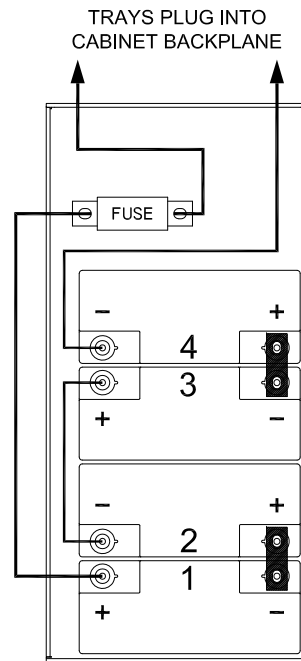
© 2017 C&C POWER, INC. ALL RIGHTS RESERVED

MAIN CABLE KIT SIZING	
MAIN BREAKER (AMPS)	FREE AIR CABLE SIZE PER POLARITY
70	8 AWG THHW
80	6 AWG THHW
125	4 AWG THHW

### BREAKER WIRING

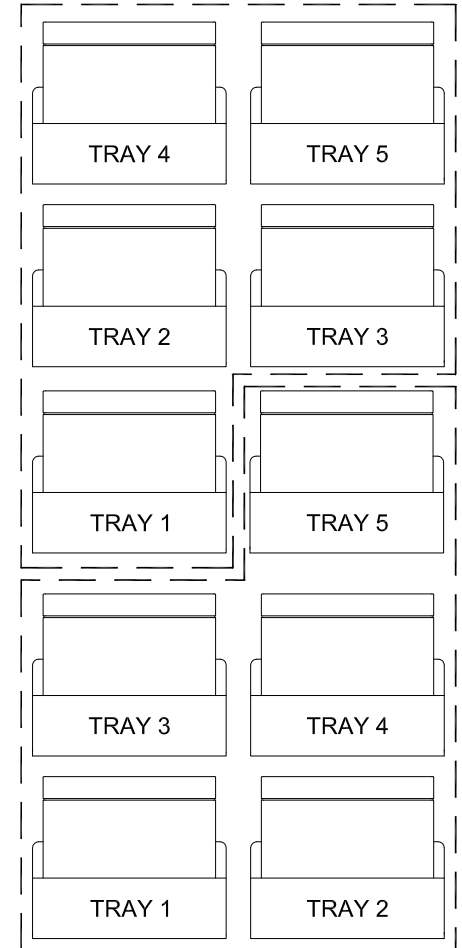


TRAYS 1-4



TRAY 5

### 288VDC (+144 / -144) STRING 2



### 288VDC (+144 / -144) STRING 1

#### NOTES:

1. ALL INTERNAL WIRING IS UL LISTED, MTW, STYLE, 105C, EXTRA FLEXIBLE CABLE.
2. BATTERY TRAY FUSE IS UL RECOGNIZED.
3. BREAKER IS UL LISTED.
4. TERMINAL BLOCK IS UL RECOGNIZED, 600V RATED.
5. BATTERY CABINETS WITH BREAKERS ARE SHIPPED WITH BREAKER IN THE OFF/OPEN POSITION.
6. CABLES FROM BATTERY CABINET TO UPS SYSTEM ARE SUPPLIED BY C & C POWER INC. AND ARE SIZED FOR A "SIDE BY SIDE" LINEUP.
7. GROUND CONNECTION IS #14-1/0 MECHANICAL LUG.

#### BC16 BATTERY CABINET

FOR USE W/ GE LP33 II SERIES 15 - 50 KVA UPS

#### ELECTRICAL DRAWING

THE INFORMATION CONTAINED IN THIS DRAWING IS THE SOLE PROPERTY OF C&C POWER, INC. ANY REPRODUCTION WITHOUT THE WRITTEN CONSENT OF C&C POWER, INC IS PROHIBITED.

DIMENSIONS ARE IN INCHES		INITIALS	DATE
TOLERANCES:		DRAWN JRL	03/08/2017
DECIMALS: .XX ±.13	ANGLES: ±1°	CHECKED CH	03/08/2017
.XXX ±.082			

SCALE: SIZE: A REV: 2

SHEET 2 OF 2



Manufactured by C&C Power for GE

© 2017 C&C POWER, INC. ALL RIGHTS RESERVED