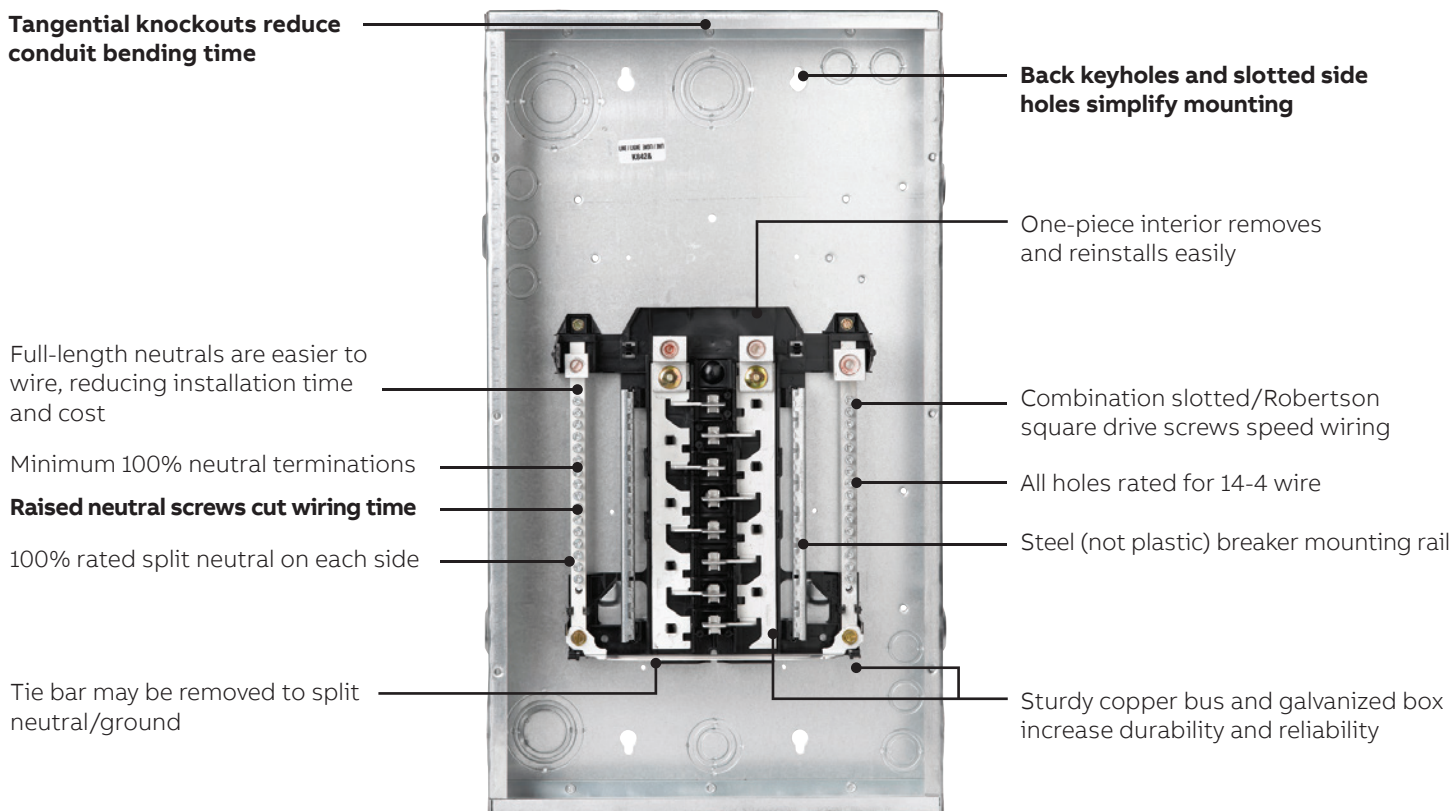




PowerMark Gold[®] Load Centers

GE makes load center installation fast and easy

With new designs and engineering, all indoor load centers from GE are now packed with more features that lower your cost by speeding up installation.



Accepts GE Q-Line branch breakers, including GE's exclusive 1/2" THQPs

See reverse for details on features described in bold type.

At a glance

- Single Phase, Three Wire, 120/240 VAC, 22 kAIC Rated
- UL Listed (Panelboards No. 67)
- 60°C/75°C Conductor Rating
- Suitable for use as Service Entrance Equipment when installed in accordance with the National Electric Code


PowerMark Gold Load Centers

GE makes load center installation fast and easy


The latest additions to all PowerMark Gold indoor load centers let you do more in less time.



Tangential knockouts remove faster and cut your conduit-bending time. A single anchor on our 1/2" knockout helps, too.



Keyholes on the back make mounting fast and easy, while slotted side mounting holes simplify depth adjustments.



GE gives you a head start with neutral screws shipped in the raised position. You just insert the wire and tighten.

ABB Inc
305 Gregson Drive
Cary, NC 27511
www.electrification.us.abb.com

© Copyright 2019 ABB. All rights reserved.
Information provided is subject to change without notice. Please verify all details with ABB. All values are design or typical values when measured under laboratory conditions, and ABB makes no warranty or guarantee, express or implied that such performance will be obtained under end-use conditions.

GE is a trademark of GE. Manufactured under trademark license

DEA-505C 0919