



DEH41298

Copper Lug Kit

THCL30



Hazards of electrical shock or burn! Turn off power before working inside this equipment.

Used with:


30 Ampere NEMA 4/4X,12 Mill Duty and Heavy Duty Switches

Description:

THCL30 kit provides 8 copper lugs (set of 6 to be used for line/load terminal and set of 2 for grounding) and necessary mounting hardware (6 lock washers, 6 barrel nuts and 2 ground screws). User can replace the factory installed hardware with hardware available in the kit.

1. Remove the pre-installed aluminum lugs from line side and load side of switch base as shown in the figure 1 by unscrewing the barrel nuts.


—
Fig. 1



Aluminum lugs

2. Assemble the copper lugs available in the kit at the same locations of switch base as shown in the figure 2. Tight the barrel nuts with torque 50-55 inch-lbs.


—
Fig. 2



Copper lugs (6nos)

- 3. Remove pre-installed aluminum ground lugs mounted on the mechanism plate by unscrewing the screws.


—
Fig. 3



Aluminum lugs

- 4. Assemble copper lugs available in kit at the same locations as shown in the figure 4. Tight the screws with torque 27-32 inch lbs.

—
Fig.4



Copper Lugs (2 nos)