



Small Project Product Selection Guide

At your ABB Distributor today!

- Panelboards
- Transformers
- Safety Switches
- NEMA Combo Starters
- Lighting Contactors





Small Projects – Same Day

When you need to move **fast**, you need products the same day.

Get all the products you need for small projects right **now**, from your ABB distributor's stock. You can't get any faster than that.

- Panelboards
- Dry Type Transformers
- Safety Switches
- NEMA Combo Starters
- Lighting Contactors

Covering all of your project needs...TODAY!

Pro-Stock® Lighting Panelboards

ReliaGear® Pro-Stock Panelboards Safe. Reliable. Flexible.


With our Pro-Stock Panelboard, you can get almost any lighting panel you want – **right now!**

ReliaGear Pro-Stock Panelboards are the best option for projects with short turn around. This could mean the difference between winning and losing in the small projects construction race. Modular kits can be pulled from a distributor stock and assembled to form over 1500 different lighting panel combinations.

- Field installable kits allow you to shift gears on the fly
- Standard Pro-Stock panels have the capability of adding sub-feed breakers or feed-thru lugs in the field

- Reversible interior. No need to specify top or bottom feed
- All panels are convertible between main lugs or main breaker
- Main bus ratings of 225, 400, 600 amps available

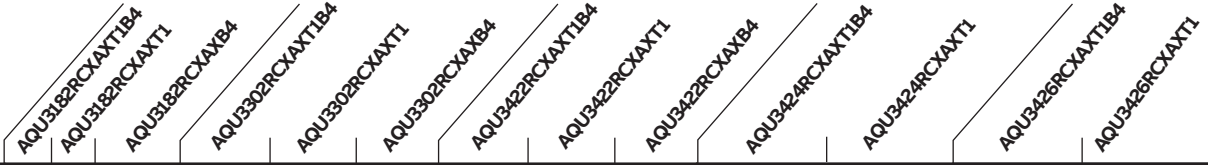
This Selection Guide details a range of commonly used panels. For a complete listing of Pro-Stock options, see publication 1TQC213600E0002 Pro-Stock Panelboards Selection Guide.



Pro-Stock Lighting Panelboards

RQ PANELS 3 PHASE
240 VOLTS MAX

Choose



+ Amperage		225									400		600	
Circuit		18			30			42			42		42	
Bus		CU	AL	CU	CU	AL	CU	CU	AL	CU	CU	AL	CU	AL
Feed-thru		Yes No		Yes No		Yes No		Yes No		Yes		Yes		
Box (B=Blank, 3=N3R)		AB37_	AB31_	AB43_	AB37_	AB49_	AB43_	AB76_	AB76_	AB76_	AB76_	AB76_	AB76_	
Front (S=Surface, F=Flush)		AF37_	AF31_	AF43_	AF37_	AF49_	AF43_	AF76_	AF76_	AF76_	AF76_	AF76_	AF76_	
+ Main/Subfeed Kit														
100A		MB613 + THQB Breaker												
225A		MBB13WB												
400A											MBM134WB			
+ Main Lug Kit														
Standard Lugs		MLA1 (6-350 MCM)									MLA41 (2-600 MCM or (2) 1/0-250 MCM)		MLA61 (2-600 MCM or (2) 1/0-250 MCM)	
Compression Lugs		MLT1 (4-300 MCM)									MLT41 (500-750 MCM)			
+ Ground Bars														
TGL2 (Qty.)		2	1	2	1	2	2	1	2	2	2	2	2	
TGL20 (Qty.)		2	2	3	3	3	4	4	4	4	4	4	4	
+ Branch Breakers		THQB												

Pro-Stock Lighting Panelboards

RQ PANELS 1 PHASE 240 VOLTS MAX

Choose

		AQU1422RCXAXT1B4	
		AQU1422RCXAXT1	
+ Amperage	225		
Circuit	42		
Bus	CU	AL	
Feed-thru	Yes		
Box (B=Blank, 3=N3R)	AB49_		
Front (S=Surface, F=Flush)	AF49_		
+ Main/Subfeed Kit			
100A	MB612 + THQB Breaker		
225A	MBA12 + FORMULA A2 Breaker		
+ Main Lug Kit			
Standard Lugs	MLA1 (6-350 MCM)		
Compression Lugs	MLT1 (2-300 MCM)		
+ Ground Bars	(2) TGL2 + (4) TGL20		
+ Branch Breakers	THQB		

RQ 240 VAC 10kAIC BRANCH CIRCUIT BREAKERS FOR USE IN RQ TYPE PANELBOARDS

Amp Rating	1-Pole	2-Pole	3-Pole
15	THQB1115	THQB2115	THQB32015
20	THQB1120	THQB2120	THQB32020
25	THQB1125	THQB2125	THQB32025
30	THQB1130	THQB2130	THQB32030
35	THQB1135	THQB2135	THQB32035
40	THQB1140	THQB2140	THQB32040
45	THQB1145	THQB2145	THQB32045
50	THQB1150	THQB2150	THQB32050
60	THQB1160	THQB2160	THQB32060
70	THQB1170	THQB2170	THQB32070
80	—	THQB2180	THQB32080
90	—	THQB2190	THQB32090
100	—	THQB21100	THQB32100

RQ Subfeed Breakers: To add 6 poles of subfeed breakers (125A to 225A) to a 400A or 600A RQ interior use MBA16 + FORMULA A2 breakers OR MBB16WB + MBB33WB + SF rating plugs

Pro-Stock Lighting Panelboards

RE PANELS 3 PHASE
480 VOLTS MAX

Choose

	AEU3182RCXAXT1B4		AEU3302RCXAXT1B4		AEU3422RCXAXT1B4		AEU3422RCXAXT1		AEU3424RCXAXT1B4		AEU34246CXAXT1B4	
+	Amperage						225		400		600	
Circuit	18		30		42							
Bus	CU				AL		CU					
Feed-thru	Yes											
Box (B=Blank, 3=N3R)	AB31_		AB37_		AB49_		AB76_					
Front (S=Surface, F=Flush)	AF31_		AF37_		AF49_		AF76_					
+	Main/Subfeed Kit											
100A	MB423 + TEY Breaker											
225A	MBB33WB (XT4 Breaker Included)											
400A							MBM334WB					
+	Main Lug Kit											
Standard Lugs	MLA1 (6-350 MCM)				MLA41 (2-600 MCM or (2) 1/0-250 MCM)		MLA61 (2-600 MCM or (2) 1/0-250 MCM)					
Compression Lugs	MLT1 (4-300 MCM)				MLT41 (500-750 MCM)							
+	Ground Bars											
	(2) TGL2 + (2) TGL20		(2) TGL2 + (3) TGL20		(2) TGL2 + (4) TGL20							
+	Branch Breakers											
	TEY											

RE
480/277 VAC 14kAIC BRANCH CIRCUIT
BREAKERS FOR USE IN RE TYPE
PANELBOARDS

Amp Rating	1-Pole	2-Pole	3-Pole
15	TEY115	TEY215	TEY315
20	TEY120	TEY220	TEY320
30	TEY130	TEY230	TEY330
40	TEY140	TEY240	TEY340
50	TEY150	TEY250	TEY350
60	TEY160	TEY260	TEY360
70	TEY170	TEY270	TEY370
80	TEY180	TEY280	TEY380
90	TEY190	TEY290	TEY390
100	TEY1100	TEY300	TEY3100

RE Subfeed Breakers:

To add 6 poles of subfeed breakers (125A to 225A) to a 400A RE interior use MBB16WB + MBB33WB

Pro-Stock Lighting Panelboards

Alternative Main or Sub-feed Breakers

- Tmax XT5 breakers require both line and load side lug options.
- Standard fronts for XT5 breakers include a SKU with a (T) suffix i.e. AF37ST. This is a standard front with a quarter turn lock.
- Use 2 outer poles for 3 pole applications.
- For TEY and THQB main breakers, see branch breakers tables on page 5 and 6.
- To correlate breaker types with the kAIC rating in specific panelboards, see the table for step 4. For more rating details, see ReliaGear lighting panels rating series labels (1TQC173100E0001).

Tmax XT Breakers (3-pole)

For use with appropriate main breaker kit (see step 4)

240V kAIC	480V kAIC	Description	Catalog Number	Wire Range (Cu/Al)	Cables per Lug
65	65	XT1H125TMF30 AMPSP3P	XT1HU3030AFD000XXX	Cu Al 1 x 14-2/0 AWG	1
65	65	XT1H125TMF60 AMPSP3P	XT1HU3060AFD000XXX	Cu Al 1 x 14-2/0 AWG	1
65	65	XT1H125TMF100AMPSP3P	XT1HU3100AFD000XXX	Cu Al 1 x 14-2/0 AWG	1
65	65	XT1H125TMF125AMPSP3P	XT1HU3125AFD000XXX	Cu Al 1 x 14-2/0 AWG	1
65	35	XT1S125TMF100AMPSP3P	XT1SU3100AFD000XXX	Cu Al 1 x 14-2/0 AWG	1
65	65	XT4H250TMF150AMPSP3P	XT4HU3150AFJ000XXX	Cu Al 1x4 AWG-300 kcmil	1
65	65	XT4H250TMF200AMPSP3P	XT4HU3200AFJ000XXX	Cu Al 1x4 AWG-300 kcmil	1
65	65	XT4H250TMF225AMPSP3P	XT4HU3225AFJ000XXX	Cu Al 1x4 AWG-300 kcmil	1
65	35	XT4S250TMF175AMPSP3P	XT4SU3175AFJ000XXX	Cu Al 1x4 AWG-300 kcmil	1
65	35	XT4S250TMF200AMPSP3P	XT4SU3200AFJ000XXX	Cu Al 1x4 AWG-300 kcmil	1
65	35	XT4S250TMF225AMPSP3P	XT4SU3225AFJ000XXX	Cu Al 1x4 AWG-300 kcmil	1
65	35	XT4S250TMF250AMPSP3P	XT4SU3250AFL000XXX	Cu Al 1x4 AWG-300 kcmil	1
65	65	XT5H400TMA400AMPSP3P	XT5HU340ABFN000XXX	Cu Al 2x2/0 AWG-500 kcmil	2
65	50	XT5S400TMA300AMPSP3P	XT5SU330ABFN000XXX	Cu Al 2x2/0 AWG-500 kcmil	2
65	50	XT5S400TMA400AMPSP3P	XT5SU340ABFN000XXX	Cu Al 2x2/0 AWG-500 kcmil	2

Pro-Stock Lighting Panelboards

Main or Subfeed Breakers

For use with RQ Panels

208/120V AC 3-phase or 240 V AC single-phase (see step 4)

Amp Rating	2-Pole		3-Pole	
	10kAIC	22kAIC	10kAIC	22kAIC
125	A2A125TL-2	A2N125TL-2	A2A125TT	A2N125TT
150	A2A150TL-2	A2N150TL-2	A2A150TT	A2N150TT
175	A2A175TL-2	A2N175TL-2	A2A175TT	A2N175TT
200	A2A200TL-2	A2N200TL-2	A2A200TT	A2N200TT
225	A2A225TL-2	A2N225TL-2	A2A225TT	A2N225TT



Main Lug Kits

Main Lug Kits and Accessories

Lug kits for main lug and/or feed-thru applications.

- All lugs are suitable for interiors with either copper or aluminum bus.



Lug Type	Amp Rating	Standard		Oversized		200% Neutral
		Catalog Number	Wire Range	Catalog Number	Wire Range	Catalog Number
Pressure	225	MLA1	6-350 MCM	MLA2	2-600 MCM or (2) 1/0-250 MCM	NKA
	400	MLA41	2-600 MCM or (2) 1/0-250 MCM	MLA62	3/0-800 MCM	NKA ¹
	600	MLA61	(2) 2/0-500 MCM	MLA62	3/0-800 MCM	—
Copper	225	MLR1	4-450 MCM	MLR2	1-600 MCM	NKR
	400	MLR41	1-600 MCM	MLR61	(2) 2/0-500 MCM	NKR4
	600	MLR61	(2) 2/0-500 MCM	—	—	—
Compression	225	MLT1	2/0-300 MCM	MLT2	2/0-500 MCM	NKT
	400	MLT42	250-600 MCM	MLT41	500-750 MCM	NKT4
Dual	225	MLA2	2-600 MCM or (2) 1/0-250 MCM	—	—	—
Main	400	MLA61	(2) 2/0-500 MCM	—	—	—

¹ For 200% neutral feed-thru, order NKA4FT

Accessories

Bonding Strap Kits

Service Entrance¹

Amp Rating	Catalog Number
225A	BNDKT
400A	BNDKT6
600A	BNDKT6

¹ Service entrance kit includes a bonding strap with hardware and a service entrance label.

Spare Lugs

Frame	Poles ²	Catalog Number ³	Wire-Cu-Al (Unless otherwise specified)	
			Per Lug	Range
A2	2	1SDA069982R1	2	Cu 1x1 AWG-250kcmil Al 1x2/0 AWG-300
A2	3	1SDA069983R1	3	Cu 1x1 AWG-250kcmil Al 1x2/0 AWG-300
XT1	3	1SDA075837R1	1	Cu Al 1x14-2/0 AWG
XT4-250A	3	1SDA075865R1	1	Cu Al 1x3/0 AWG-350kcmil ⁴
XT4 (<250A)	3	1SDA075861R1	1	Cu Al 1x4 AWG-300kcmil
XT5	3	1SDA113066R1	2	Cu Al 2x2/0 AWG-500kcmil

² 3 pole XT breakers can be used in 2 pole applications.

³ Kits include 3 pcs lug.

⁴ External solution: lugs to be mounted on EF terminals in the kit.

ProCare Kit

ProCare kits for Pro-Stock panelboard installation and maintenance.

ProCare Kit	Catalog Number
(5) filler plate hardware kits (9) bus stud nuts (5) MLA1 filler plates (2) 225A phase barriers (2) feed-thru barriers (1) 400/600A phase barrier (50) directory cards/rating books (50) circuit number strips (1-48) (50) circuit number strips (43-84) (5) standard locks & keys (50) deadfront screws (10) RQ/RE front hardware kits (10) AD front hardware kits (50) service disconnect labels (50) main labels	PROCARE

Transformers

All ABB transformers 15kVA or larger meet DOE-2016 Efficiency Standard – and they meet ABB standards for quality in design, manufacturing and testing. They're also the quietest ABB has ever built.

**Three Phase, 60 Hz, DOE-2016 Efficiency Standard
480V Primary, 208Y/120V Secondary
150C Rise, UL Listed**

kVA	Catalog Number	
	Aluminum	Copper
15	9T10A1001	9T10C1001
30	9T10A1002	9T10C1002
45	9T10A1003	9T10C1003
75	9T10A1004	9T10C1004
112.5	9T10A1005	9T10C1005
150	9T10A1006	9T10C1006
225	9T10A1007	9T10C1007
300	9T10A1008	9T10C1008
500	9T10A1009	9T10C1009

For electrostatic shield, add G03 to end of the catalog number.
For 115°C rise, add G31 to the end of the catalog number.
For 80°C rise, add G61 to the end of the catalog number.



Transformers

Single Phase, 60 Hz, DOE-2016 Efficiency Standard
240 x 480V Primary, 120 x 240V Secondary
150C Rise, UL Listed

kVA	Catalog Number	
	Aluminum	Copper
15	9T83B2670	9T83C2570
25	9T83B2671	9T83C2571
37.5	9T83B2672	9T83C2572
50	9T83B2673	9T83C2573
75	9T83B2674	9T83C2574
100	9T83B2675	9T83C2575
167	9T83B2676	9T83C2576
250	9T83B2677	—

For electrostatic shield, add G03 to end of the catalog number.

For 115°C rise, add G15 to the end of the catalog number.

For 80°C rise, add G80 to the end of the catalog number.



Transformers

Buck-Boost

Enclosed and Encapsulated

Single-Phase, 60 Hz

120/240V Primary, 12/24V Secondary,
150C Rise, NEMA 3R, UL / cUL Listed

kVA	Catalog Number
0.05	9T51B0102
0.075	9T51B0103
0.1	9T51B0104
0.15	9T51B0105
0.25	9T51B0107
0.5	9T51B0108
0.75	9T51B0109
1	9T51B0110
1.5	9T51B0111
2	9T51B0112
3	9T51B0113



General Purpose

Enclosed and Encapsulated

Single-Phase, NEMA 3R

240 x 480V Primary, 120/240V Secondary,
150C Rise, NEMA 3R, UL / cUL Listed

kVA	Catalog Number
0.25	9T51B0007
0.5	9T51B0008
0.75	9T51B0009
1	9T51B0010
1.5	9T51B0011
2	9T51B0012
3	9T51B0013
5	9T21B1004G02
7.5	9T21B1005G02
10	9T21B1006G02
15	9T21B9103
25	9T21B9104



Transformers

Control Power

Open Core & Coil, Terminal Board Connection

Single Phase, 60 Hz

220 x 440, 230 x 460, 230 x 480 Volts Primary

110, 115, 120 Volts Secondary

0.15 kVA and below: 55C Rise

0.2 kVA and above: 115C Rise

UL / cUL, CE Listed

kVA	Catalog Number
0.05	9T58K0042
0.075	9T58K0043
0.1	9T58K0044
0.15	9T58K0045
0.2	9T58K0046
0.25	9T58K0047
0.3	9T58K0048
0.375	9T58K0049
0.5	9T58K0050
0.75	9T58K0051
1	9T58K0052
1.5	9T58K0053
2	9T58K0054
3	9T58K0055

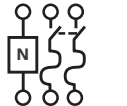
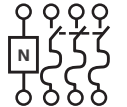


Safety Switches


ABB makes a comprehensive line of high-quality, reliable safety switches.

- Wide, unobstructed gutters make wire pulling quick and easy
- Three-point mounting speeds installation, simplifies hanging in close quarters
- Direct-drive, quick-make, quick-break mechanisms provide long life
- Clear line shield allows for visible confirmation of contact blade position

General Duty Safety Switches

	Amp Rating						Catalog Number	
		NEMA Type 1 Indoor	NEMA Type 3R Outdoor	Ground Kit	Neutral Kit	Standard Fuse Class	Class R Fuse Rejection Kit	
Fusible / 2 Pole / 3 Wire / 240Vac								
	30	TG3221	TG3221R	TGL1	Factory Installed	H, K, and R	TGRK12	
	60	TG3222	TG3222R				TGRK22	
	100	TG3223	TG3223R	TNG3			TGRK42	
	200	TG3224	TG3224R					
Fusible / 3 Pole / 4 Wire / 240Vac								
	30	TG4321	TG4321R	TGL1	Factory Installed	H, K, and R	TGRK12	
	60	TG4322	TG4322R				TGRK22	
	100	TG4323	TG4323R	TNG3			TGRK42	
	200	TG4324	TG4324R					

Safety Switches

	Amp Rating	Catalog Number					
		NEMA Type 1 Indoor	NEMA Type 3R Outdoor	Ground Kit	Neutral Kit	Standard Fuse Class	Class R Fuse Rejection Kit
Non-Fusible / 3 Pole / 3 Wire / 240Vac							
	30	TGN3321	TGN3321R	TGL1	TNI21		
	60	TGN3322 ¹	TGN3322R ¹				
	100	TGN3323 ¹	TGN3323R ¹	TNG3			
	200	TGN3324 ¹	TGN3324R ¹		TNIA64		

¹ Not suitable for use as service equipment. Solid neutral not available.

All of our 200A General Duty and Heavy Duty Safety Switches feature a side swing closure for ease of installation and field maintenance.

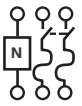
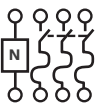


Our over center latches provide a secure seal and can accommodate locks for added protection.



Safety Switches

Heavy Duty Safety Switches




	Amp Rating									Catalog Number	
		NEMA Type 1 Indoor	NEMA Type 3R Outdoor	Ground Kit	Neutral Kit	Standard Fuse Class	Class J Fuse Kit	Class R Rejection Kit	Auxiliary Contact Kits		
									SPDT	DPDT	
Fusible / 2 Pole / 3 Wire / 240Vac											
	30	TH3221	TH3221R	TGL1	Factory Installed	H, J, and R	Move load-block ¹	TRK12B	THAUX61S	THAUX21D	
	60	TH3222	TH3222R					TRK22A		THAUX64D	
	100	TH3223	TH3223R					TRK46A			
	200	TH3224	TH3224R								
Fusible / 3 Pole / 4 Wire / 240Vac											
	30	TH4321	TH4321R	TGL1	Factory Installed	H, J, and R	Move load-block ¹	TRK12B	THAUX61S	THAUX21D	
	60	TH4322	TH4322R					TRK22A		THAUX64D	
	100	TH4323	TH4323R	TNG3				TRK46A			
	200	TH4324	TH4324R								

¹ Switches may be adapted to accept Class J fuses without a kit by moving the load-block toward the switch base and remounting.



Safety Switches

Heavy Duty Safety Switches

	Amp Rating									Catalog Number	
		NEMA Type 1 Indoor	NEMA Type 3R Outdoor	Ground Kit	Neutral Kit	Standard Fuse Class	Class J Fuse Kit	Class R Rejection Kit	Auxiliary Contact Kits		
									SPDT	DPDT	
Fusible / 3 Pole / 3 Wire / 600Vac											
	30	TH3361	TH3361R	TGL1	TNI62	H, J, and R	Move load-block ¹	TRK16B	THAUX61S	THAUX21D	
	60	TH3362	TH3362R		TNIA62			TRK26A		THAUX64D	
	100	TH3363	TH3363R	TNG3	TNIA63			TRK46A			
	200	TH3364	TH3364R		TNIA64						
Fusible / 3 Pole / 4 Wire / 600Vac											
	30	TH4361	TH4361R	TGL1	Factory Installed	H, J, and R	Move load-block ¹	TRK16B	THAUX61S	THAUX21D	
	60	TH4362	TH4362R					TRK26A		THAUX64D	
	100	TH4363	TH4363R	TNG3				TRK46A			
	200	TH4364	TH4364R								
Non-Fusible / 3 Pole / 3 Wire / 600Vac											
	30	THN3361	THN3361R	TGL1	TNI62				THAUX61S	THAUX21D	
	60	THN3362	THN3362R		TNIA62					THAUX64D	
	100	THN3363	THN3363R	TNG3	TNIA63						
	200	THN3364	THN3364R		TNIA64						

¹ Switches may be adapted to accept Class J fuses without a kit by moving the load-block toward the switch base and remounting.

We have many Safety Switches to fit your applications: Heavy Duty Stainless Steel, Double Throw, Mill Duty and Emergency Power Switches. See publication **DET-845** for details.

NEMA Starters

High performance with flexibility and reliability, ideal for O&G, irrigation, conveyer, air handling.

Wide Range of Choices

- Size 0-9, 600V, 24-480V control voltage
- Open, Combo & Non-Combo options available
- Full voltage, reduced-voltage, non-reversing, reversing, two-speed, and pump panel motor starters in sizes 00-6
- NEMA Type 1, 3R, 12, 4 and 4X enclosures available

Field Serviceable Components

- Replaceable contact tip, coils, springs, armatures
- Toolless disassembly size 0-4
- Inspect and change out contacts without removing wires



NEMA Starters

NEMA Starters

Basic Configurations

Separate Control – 115-120V, 1NC thermal overload relay

NEMA Type	NEMA Size	Catalog Number				
		Non-Combo	Disconnect Switch	Thermal-Mag CB	Mag Break CB	Accessories
1	1	CR306C10200AAAAA	CR308CT041A1AAAAA	CR307CT04TE1AAAAA	CR387CT04MC1AAAAA	None
		CR306C10400AATDB	CR308CT941A1AALJA	CR307CT94TE1AALJA	CR387CT94MC1AALJA	CPT, HOA, Red Light
	2	CR306D10200AAAAA	CR308DT041A1AAAAA	CR307DT04TG1AAAAA	CR387DT04MF1AAAAA	None
		CR306D10400AATDB	CR308DT941A1AALJA	CR307DT94TG1AALJA	CR387DT94MF1AALJA	CPT, HOA, Red Light
	3	CR306E10200AAAAA	CR408E1041A1AAAAA	CR407E104TL1AAAAA	CR487E104MH1AAAAA	None
		CR306E10400AATDB	CR408E1941A1AALJA	CR407E194TL1AALJA	CR487E194MH1AALJA	CPT, HOA, Red Light
	4	CR306F10200AAAAA	CR408F1041A1AAAAA	CR407F104TQ1AAAAA	CR487F104MN1AAAAA	None
		CR306F10400AATDB	CR408F1941A1AALJA	CR407F194TQ1AALJA	CR487F194MN1AALJA	CPT, HOA, Red Light


For additional information on Starters, visit our website:

www.geindustrial.com/products/starters/300400-line-full-voltage-starters

Lighting Contactors

All CR460 Series lighting contactors deliver unprecedented versatility in application, simplicity in configuration and performance in operation.

- Power poles latch easily onto the base, designating them as NO or NC is a simple matter of left or right positioning, and poles may be added at any time
- 2-12 power poles
- 30 amp rating
- Snap-in auxiliary contacts
- Field change from electrically to mechanically held
- Field adjustable power pole and control voltages



Lighting Contactors

1. Choose Basic Contactor

2. Power Poles
3. Mechanical Kits
4. Auxiliary Contactors
5. Enclosure
6. Pilot Devices & Lights
7. CPT & CPT Fuses

1. Choose Basic Contactor

Description	Catalog Number
Base with 1NO-1NC	CR463L11A*A
Base with 2NO	CR463L20A*A

Coil Voltage – Replace * in base catalog number with appropriate coil digit from the table below.

	Coil Voltage		Coil Digit
	AC, 60 Hz	AC, 50 Hz	
Suitable for electrically or mechanically held contactors	24V	20V	C
	28V	24V	D
	115-120V	110V	J
	200-208V	—	L
	230-240V	220V	S
	277V	240V	N
Suitable for electrically held contactors. CPT required if used with mechanically held contactors	347V	—	T
	460-480V	440V	U
	575-600V	550V	Y

Lighting Contactors

1. Choose Basic Contactor
- 2. Power Poles**
- 3. Mechanical Kits**
4. Auxiliary Contactors
5. Enclosure
6. Pilot Devices & Lights
7. CPT & CPT Fuses


2. Select Power Poles

Power Poles	Catalog Number
Single Pole	CR460XP31
Double Pole	CR460XP32

Packaged individually and overpacked in multiples of 5.

3. Select Conversion Kit (for Mechanically Held Contactors Only)

Coil Volts	Control	Control Volts	Catalog Number
24-277Vac	2-wire	24 Vac	CR460XMB
		110-120 Vac	CR460XMC
		200-277 Vac	CR460XMD
		12-28 Vdc	CR460XME
	3-wire	24 Vac	CR460XMM
		110-120 Vac	CR460XMN
		200-277 Vac	CR460XMP
		12-28 Vdc	CR460XMR



Lighting Contactors

1. Choose Basic Contactor
2. Power Poles
3. Mechanical Kits
- 4. Auxiliary Contactors**
- 5. Enclosure**
6. Pilot Devices & Lights
7. CPT & CPT Fuses

4. Do You Need Auxiliary Contacts?

Aux. Block	Catalog Number
Single Pole	CR460XB1
Double Pole	CR460XB2

Coil Voltage – Replace * in base catalog number with appropriate coil digit from the table below.



5. Do You Need an Enclosure?

Enclosure Type	With no CPT or pilot device	With provision for CPT and/or pilot device
	Catalog Number	Catalog Number
1	CR460XE1B	CR460XE1D
Type 1, Flush Mount	CR460XE8B	—
12/3R	CR460XE2B	CR460XE2D
4	—	CR460XE4D

Lighting Contactors

1. Choose Basic Contactor
2. Power Poles
3. Mechanical Kits
4. Auxiliary Contactors
5. Enclosure
- 6. Pilot Devices & Lights**
7. CPT & CPT Fuses

6. Do You Need Pilot Devices or Pilot Lights?



Aux. Block	Catalog Number
Single Pole	CR460XB1
Double Pole	CR460XB2

Pilot Devices

Pilot Device	Application				Catalog Number
	Electrically Held		Mechanically Held		
	Without Interlock Aux.	With Interlock Aux.	2-wire Control Module	3-wire Control Module	
ON/OFF Push Button (Momentary)	—	●		●	CR460XP1
ON/OFF or OFF/AUTO Selector Switch (Maintained)	●	—	●	●	CR460XP2
ON/OFF Selector Switch, Spring Return to Center		●		●	CR460XP3
H-O-A or ON/OFF/AUTO Selector Switch	●	—	●	—	CR460XP4
H-O-A or ON/OFF/AUTO Keyed Selector Switch (Removal All Positions)	●	—	●	—	CR460XP5

Pilot Lights

Pilot light kits come with interchangeable red and green lenses. Pilot lights may require auxiliary contacts.

Type	Nameplate	Catalog Number
Standard	ON or OFF	CR460XLB*
Push-to-Test	ON or OFF	CR460XLD*

Pilot Light Voltage

Replace * in pilot light catalog number with appropriate voltage digit from the table at right.

Voltage	Digit
24 Vac/dc	C
120 Vac	J
208 Vac	L
240 Vac	S
277 Vac	N
347 Vac	T
480 Vac	U
600 Vac	Y

Lighting Contactors

1. Choose Basic Contactor
2. Power Poles
3. Mechanical Kits
4. Auxiliary Contactors
5. Enclosure
6. Pilot Devices & Lights
- 7. CPT & CPT Fuses**

7. Do You Need Fuses or CPTs?

Contactor Type	Kit		Catalog Number
Without CPT	Control Circuit Fuses Kit		CR460XF
With 100VA CPT (includes 2 primary and 1 secondary fuse)	CPT Primary Volts (60Hz)	CPT Secondary Volts	
	208	120 V	CR460XTB
	220-240		CR460XTC
	277		CR460XTD
	440-480*		CR460XTE
	600		CR460XTF
	120	240V	CR460XTL
	208		CR460XTM
	220-240		CR460XTN
	277		CR460XTP
	440-480*		CR460XTR
	600		CR460XTS

*May be connected in the field for 440-480 volts, but will require two 0.5 amp primary fuses.



Notes



ABB, Inc.
305 Gregson Drive
Cary, NC 27511
electrification.us.abb.com

© 2021 ABB. All rights reserved. Information provided is subject to change without notice. Please verify all details with ABB. All values are design or typical values when measured under laboratory conditions, and ABB makes no warranty or guarantee, express or implied that such performance will be obtained under end-use conditions.