

-LEGEND-

N.O.R.F.A. CONTACT: CONTACT SUPPLIED FROM THE FIRE ALARM SYSTEM TO INITIATE THE SHUNT TRIP.

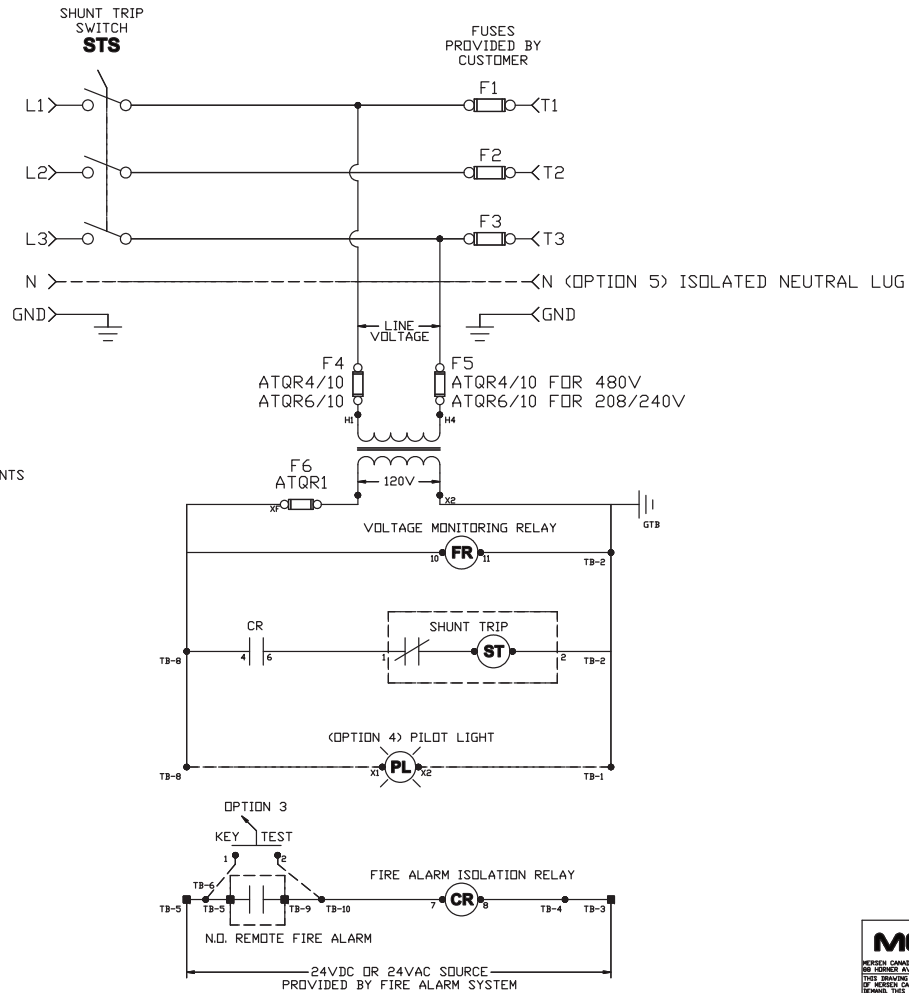
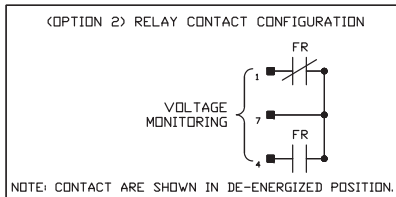
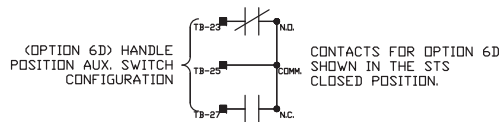
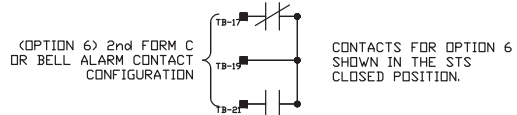
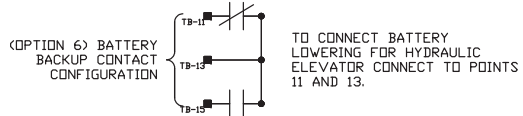
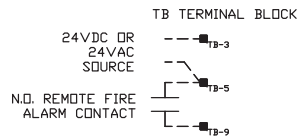
SHUNT TRIP: SOLENOID THAT REMOTELY TRIPS THE SWITCH AND IS ACTIVATED BY THE CLOSING OF THE FIRE ALARM CONTACT OR KEY TEST SWITCH.

CR: CONTROL RELAY USED TO ISOLATE THE REMOTE CONTACT FROM THE SHUNT TRIP.

FR: RELAY USED TO MONITOR THE VOLTAGE IN THE SWITCH FROM A REMOTE LOCATION.

PL: PILOT LIGHT THAT INDICATES CONTROL VOLTAGE ON THE OUTSIDE OF THE ENCLOSURE.

- INTERNAL CONNECTION POINTS
- CUSTOMER CONNECTION POINTS



MERSEN <small>MERSEN CANADA TORONTO INC. 88 HORNBY AVE., TORONTO, ONTARIO, M5R 5T3 THIS DRAWING AND ALL INFORMATION THEREON IS THE PROPERTY OF MERSEN CANADA TORONTO INC. AND IS SUBJECT TO RETURN ON DEMAND. THIS INFORMATION IS CONFIDENTIAL, AND MUST NOT BE MADE PUBLIC OR COPIED UNLESS AUTHORIZED.</small>		GENERAL NOTES	
		<small>ALL DIMENSIONS IN INCHES=1 TOLERANCE TO BE APPLIED UNLESS OTHERWISE SPECIFIED: DIMENSIONS UNLESS OTHERWISE SPECIFIED UNLESS A FIT IS SPECIFIED ALL SURFACES TO BE / 325 UNLESS OTHERWISE SPECIFIED. BREAK ALL SHARP EDGES.</small>	
ENGINEERING APPROVED	DATE	RFQ REF.	DATE
GD	06.03.10	RMCD	06.03.10
AS BUILT
DESCRIPTION	SCHEMATIC DIAGRAM ESI, ES3, ES6, ES2 AND ES4		PART NO. OTHER DIFFERENT THAN SHOWN
DRAWING/PART NUMBER	ESTSCH002		SHEET 1 OF 1