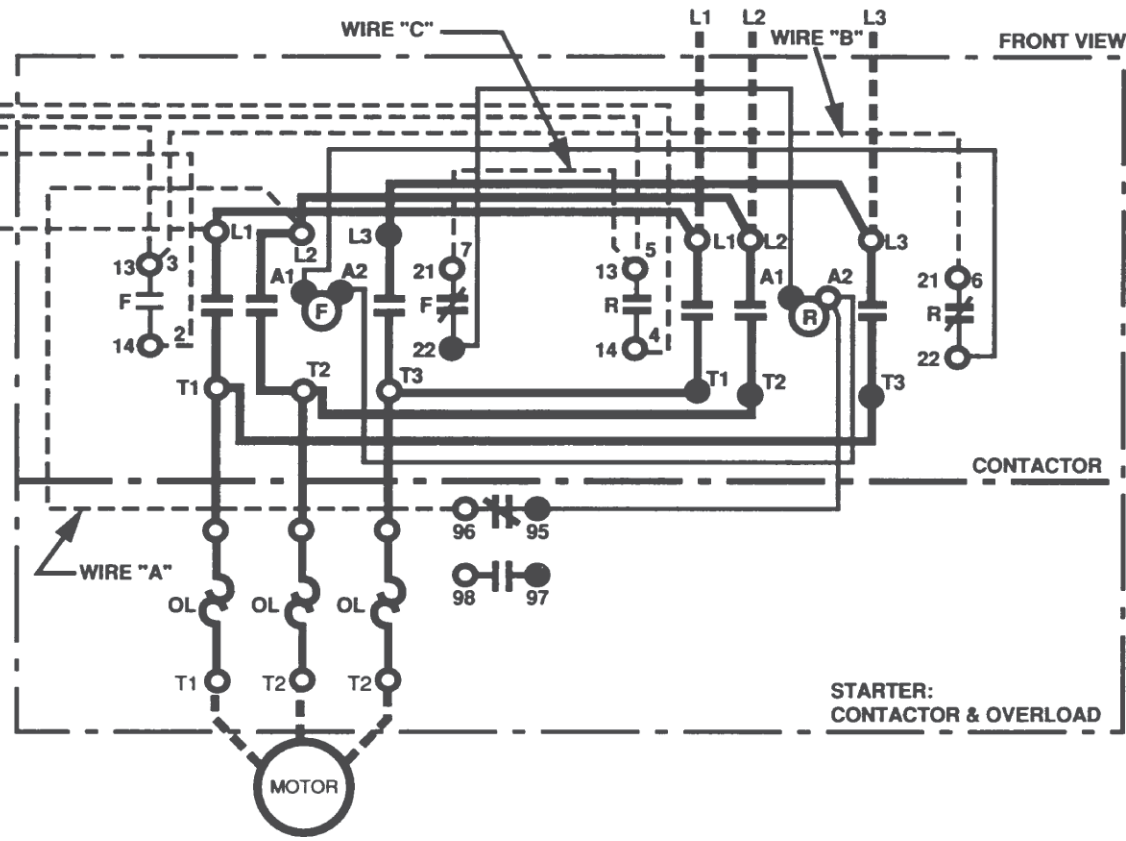
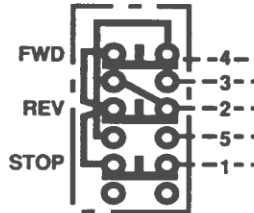



**MOMENTARY CONTACT
PUSH BUTTON STATION**



Legend

F and R	Forward and Reverse Line Contactors, Mechanically and Electronically Interlocked
FLS	Forward Limit Switch
RLS	Reverse Limit Switch
OL	Thermal Overload Relay

Notes: Cross Electrical interlocks may be marked 01 and 02. Wires "B" and "C" are omitted. These wires must be added if limit switches are not used.
 ● Factory wired terminals
 ○ Field wired terminals



PUB# GEP1260-05-017

Typical Schematic Drawing for C-2000 Three-Phase AC Reversing Motor Starter/Contactors Showing Momentary Contact Push Button Station Connections

File Name	C2000 SchmDgm3PHACRevStrtrCctrMomPB	Date	06/01/2010	Rev	01
-----------	--	------	------------	-----	----