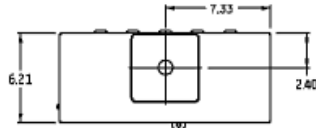
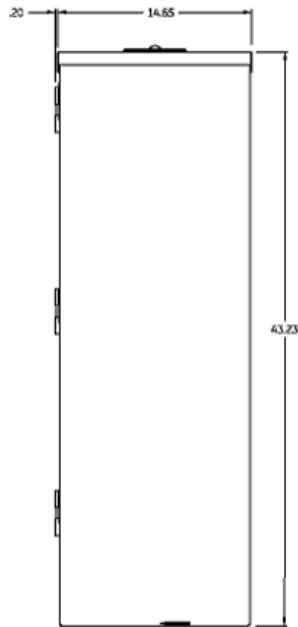


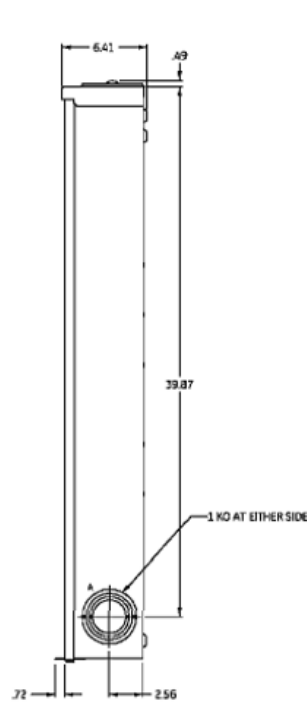
**Top View**



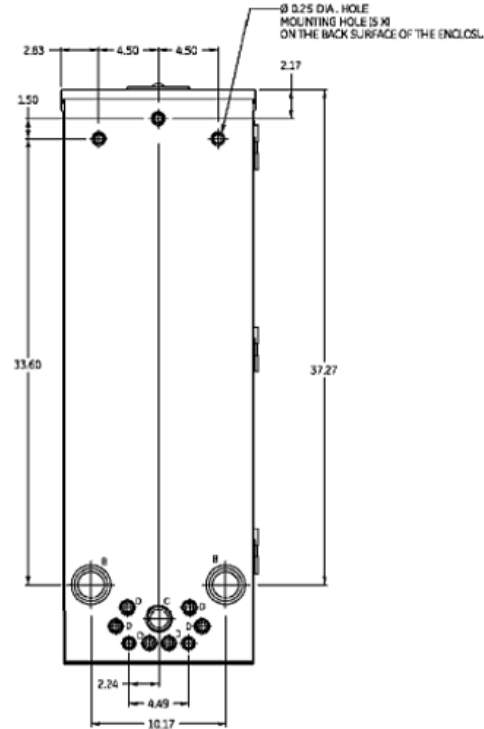
**Front View**



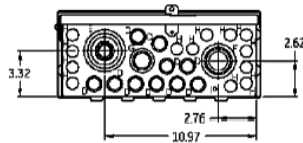
**Right Side View**



**Knockout View**



**Bottom View**



**Knockouts**

SYMBOL	SIZE	QTY
A	2 x 2 1/2 x 3 x 3 1/2 KO	2
B	1 1/2 x 2 x 2 1/2 KO	2
C	1 x 1 1/4 x 1 1/2 KO	1
D	1/2 x 3/4 KO	16
E	1/2 x 3/4 x 1 x 1 1/2 x 2 x 2 1/2 KO	1
F	1 x 1 1/4 x 1 1/2 x 2 KO	1
G	3/4 x 1 x 1-1/4 KO	1
H	1/2 KO	13
I	Ø/32 KO	1

**Wire Range Size**

(1) #6-250MCM



Midwest Electric Products  
Plainville, CT

MIDWEST LOAD CENTER 40/0 CIRCUIT 200A MLO  
N3R METALLIC ENCL TOP/BOTTOM FEED

CAT NO	DWG DATE	REV #
MLM4020RCU	04/05/2017	01