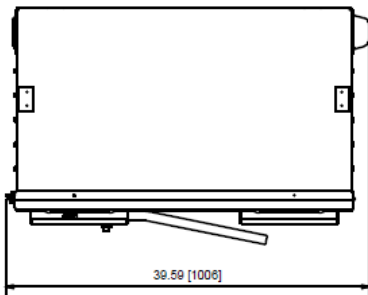
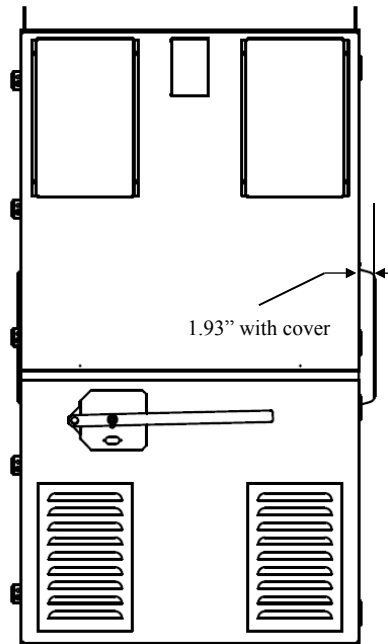


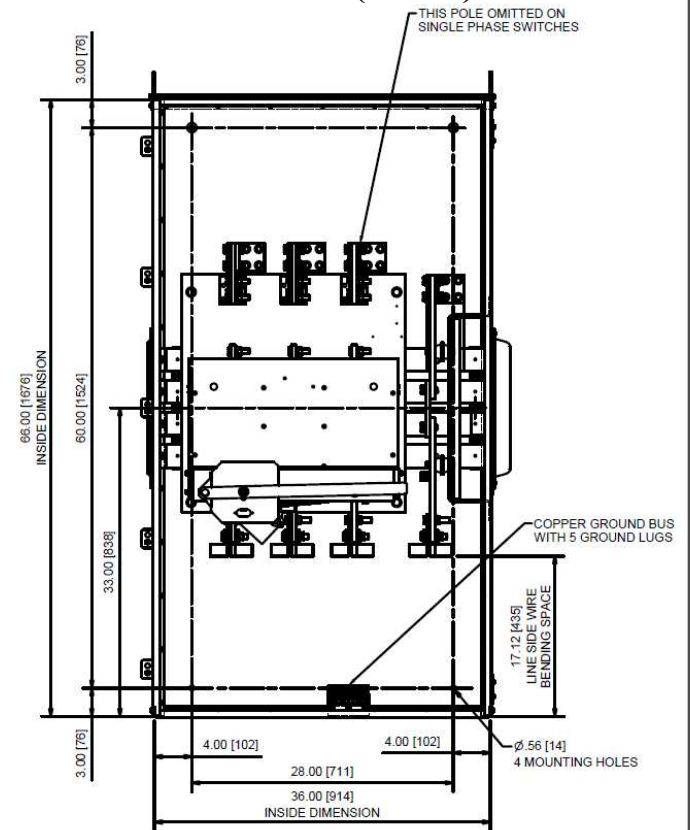
**Top View**



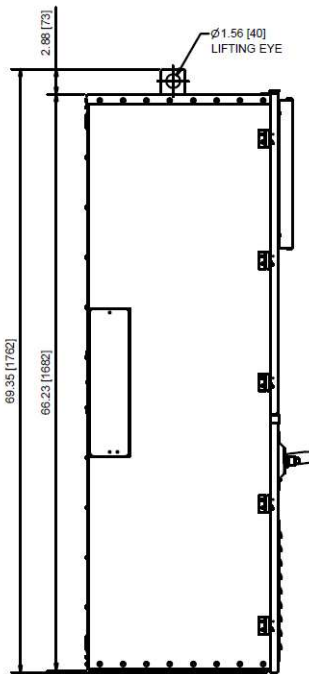
**Front View (Outside)**



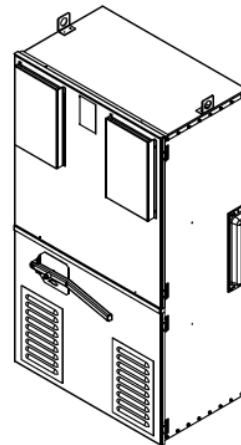
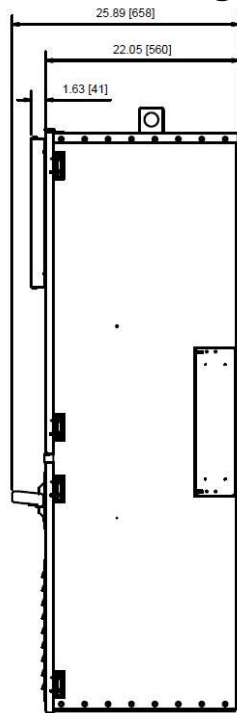
**Front View (Inside)**



**Side View - Left**



**Side View - Right**



Bolted Pressure Switch type unit  
Bottom of unit (incoming) has blank end walls

- NOTE:
1. FINISH - GRAY BAKED ENAMEL ON GALVANIZED STEEL.
  2. UL LISTED - FILE E44641.
  3. SUITABLE FOR USE AS SERVICE EQUIPMENT.
  5. NEUTRAL INSULATED, BONDABLE.
  6. 100% LOAD BREAK RATED.
  7. SHORT CIRCUIT CURRENT RATINGS:  
100,000 RMS SYMMETRICAL AMPERES, 240 VAC WHEN USED WITH CLASS L FUSES.
  8. DUAL DIMENSIONS, INCHES [MILLIMETERS].

TERMINAL LUGS INFORMATION			
LOCATION	MIN. WIRE SIZE	MAX. WIRE SIZE	TYPE
LINE, LOAD & NEUTRAL LUGS			
4 PER POLE PROVIDED FOR 1200 AMP	(1) 1/0 AWG OR	(1) 750 kcmil OR	AL OR CU
6 PER POLE PROVIDED FOR 1600 AMP	(2) 1/0 AWG	(2) 300 kcmil	
8 PER POLE PROVIDED FOR 2000 AMP			
GROUND LUG (5 PROVIDED)	#6 AWG	250 kcmil	AL OR CU



imagination at work

METER MOD III-2000A MAIN FUSIBLE SWITCH N3R ENCL  
100KAIC 3PH 4W 208Y/120V BOTTOM ONLY FEED

REF NO	CAT NO	DWG DATE	REV #
96-7083	TMP3FB20R	2/7/2017	01