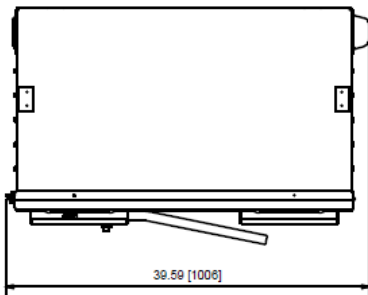
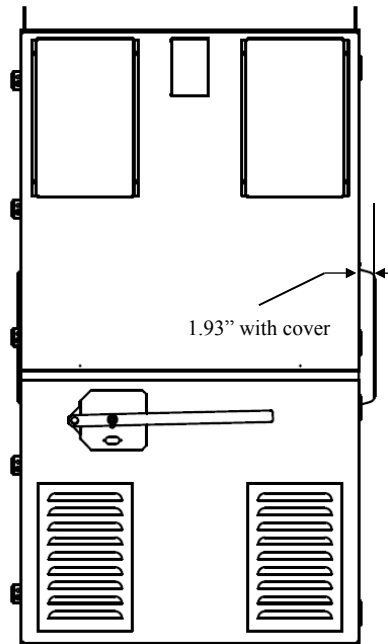


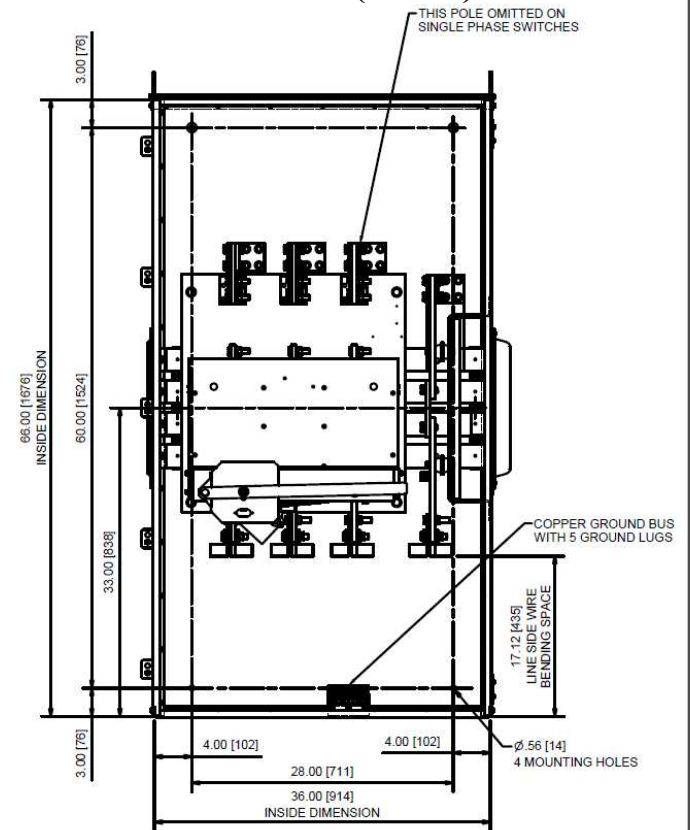
Top View



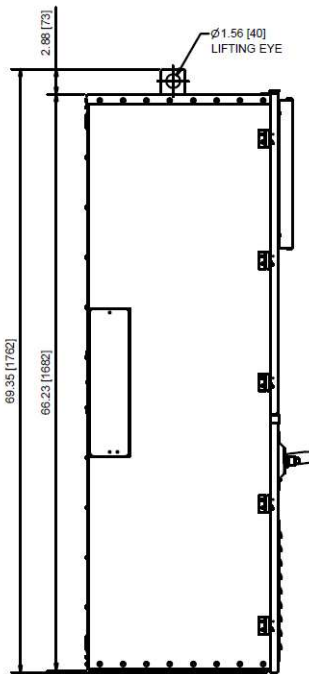
Front View (Outside)



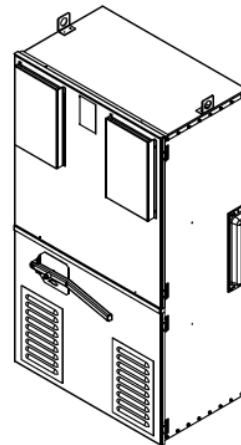
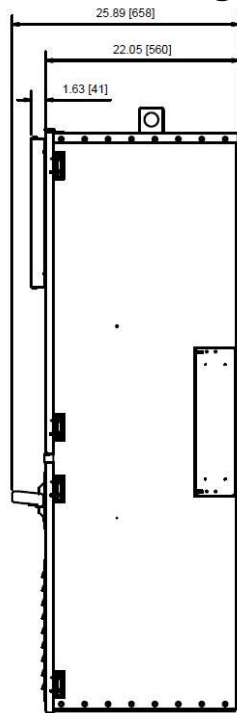
Front View (Inside)



Side View - Left



Side View - Right



Bolted Pressure Switch type unit
Bottom of unit (incoming) has blank end walls

NOTE:

1. FINISH - GRAY BAKED ENAMEL ON GALVANIZED STEEL.
2. UL LISTED - FILE E44641.
3. SUITABLE FOR USE AS SERVICE EQUIPMENT.
5. NEUTRAL INSULATED, BONDABLE.
6. 100% LOAD BREAK RATED.
7. SHORT CIRCUIT CURRENT RATINGS:
100,000 RMS SYMMETRICAL AMPERES, 240 VAC WHEN USED WITH CLASS L FUSES.
8. DUAL DIMENSIONS, INCHES [MILLIMETERS].

TERMINAL LUGS INFORMATION			
LOCATION	MIN. WIRE SIZE	MAX. WIRE SIZE	TYPE
LINE, LOAD & NEUTRAL LUGS			
4 PER POLE PROVIDED FOR 1200 AMP	(1) 1/0 AWG OR	(1) 750 kcmil OR	AL OR CU
6 PER POLE PROVIDED FOR 1600 AMP	(2) 1/0 AWG	(2) 300 kcmil	
8 PER POLE PROVIDED FOR 2000 AMP			
GROUND LUG (5 PROVIDED)	#6 AWG	250 kcmil	AL OR CU



imagination at work

METER MOD III-2000A MAIN FUSIBLE SWITCH N3R ENCL
100KAIC 3PH4W 208Y/120V BOTTOM FEED W/SHUNT TRIP

REF NO	CAT NO	DWG DATE	REV #
96-7083	TMP3FB20RST	2/7/2017	01