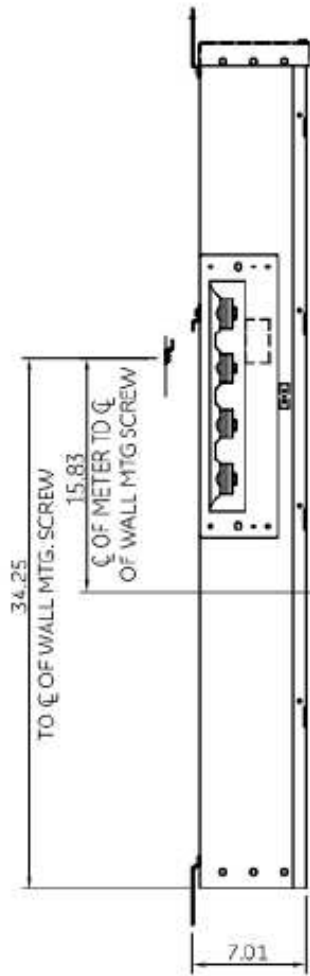
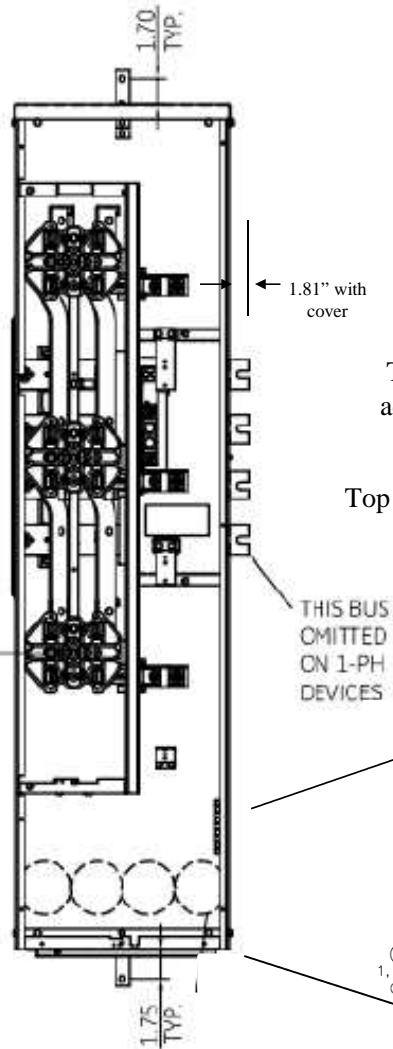


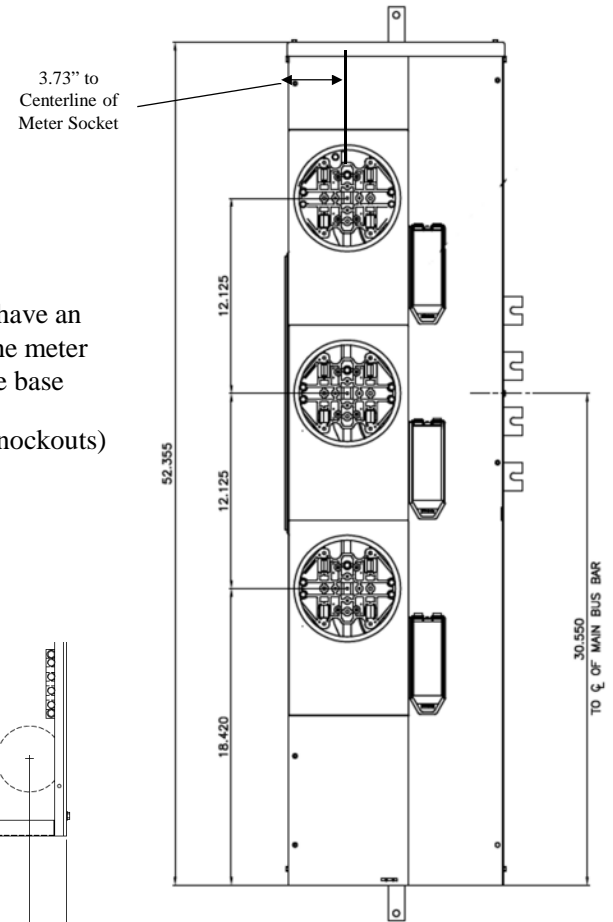
Side View



Front View



Front Layout View

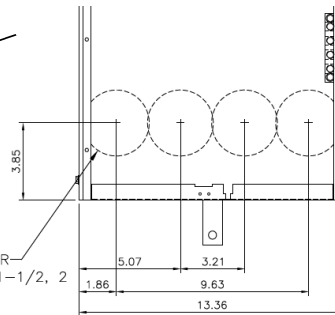


Notes:

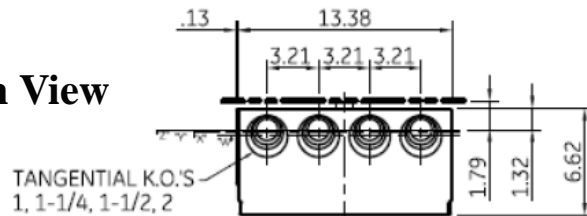
These are MEG approved units have an additional cotter pin that keeps the meter socket from detaching from the base

Top view has blank end walls (no knockouts)

(4) KO FOR:
1, 1-1/4, 1-1/2, 2
CONDUIT



Bottom View



TANGENTIAL K.O.'S
1, 1-1/4, 1-1/2, 2

"Z" = ϕ OF 1" RING
"Y" = ϕ OF 1-1/4" RING
"X" = ϕ OF 1-1/2" RING
"W" = ϕ OF 2" RING



imagination at work

METER MOD III - 1PH 800A HORIZONTAL BUSSING
(3)200A RING SOCKETS-N3R ENCLOSURE-MEG APPROVED

REF NO	CAT NO	DWG DATE	REV #
96-4357	TMP8320RF	1/8/2015	01