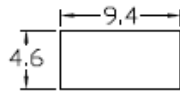
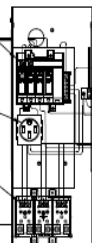


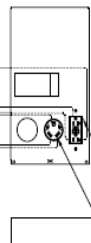
**Top View**



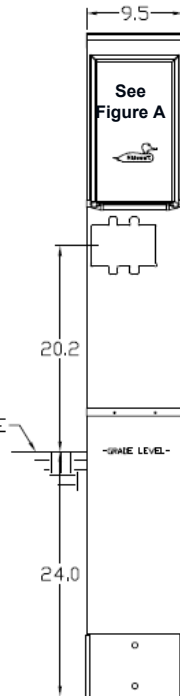
**Front View Interior**



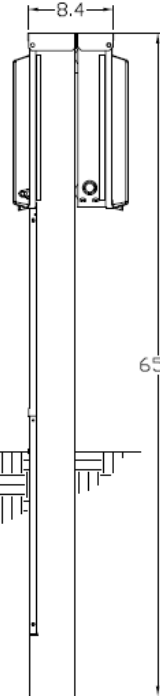
**Front View Inside Covers**



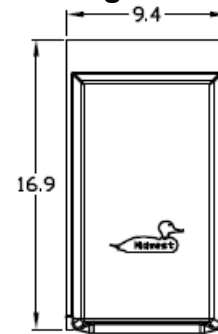
**Front View External**



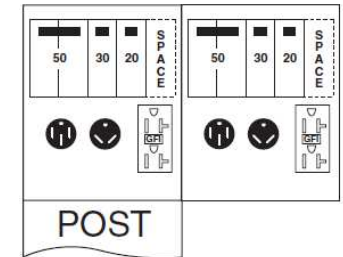
**Side View**



**Cover Figure A**



**Configuration**



100AMP, 5 CIRCUIT LOAD CENTER  
50AMP, BREAKER 2-POLE  
30AMP, BREAKER 1-POLE  
20AMP, BREAKER 1-POLE

14-50R  
50AMP,  
RECEPTACLE  
LOOP FEED LUG  
TERMINAL BAR

5-20R2GFI  
20AMP,  
GFI DUPLEX  
R32U  
30AMP,  
RECEPTACLE

TOP OF LUG TO BOTTOM OF UNIT  
43.4

**Wire Range Size**

CONNECTOR	COPPER		ALUMINUM	
	SOLID	STRAND	SOLID	STRAND
LINE	14-8	14-1/0	12-8	12-1/0
LOAD	14-10	14-10	---	---
NEUTRAL <b>LARGE HOLE</b>	12-8	12-1/0	10-8	10-1/0
NEUTRAL <b>SMALL HOLE</b>	14-8	14-4	12-8	12-4
POST LINE CONNECTORS SUITABLE FOR LOOP FEED	#6-350	KCMIL	#6-350	KCMIL
EQUIP. GRND. POST	14-2/0	14-2/0	14-2/0	14-2/0

**Receptacles**

BR54U
R32U
5-20R2GFCI

**Circuit Protection**

THQL2150
THQL1130
THQL1120, (1) SPACE

**NOTES:** EARTH BURIAL POST



MIDWEST METALLIC 100A EARTH BURIAL PEDESTAL  
BACK-TO-BACK UNMETERED 120/240V 1PH UL LISTED

CAT NO	DWG DATE	REV #
U075CB6010	01/27/2017	01